




ACS
Chemistry for Life®



American Chemical Society
**DIVISION OF THE
HISTORY OF CHEMISTRY**



NEWSLETTER, PROGRAM & ABSTRACTS

Spring 2023 ACS National Meeting
Indianapolis, IN (Hybrid)
March 26-30, 2023

Nicolay V. Tsarevsky, Program Chair

Officers - Division of the History of Chemistry

Chair: Arthur Greenberg
Department of Chemistry
University of New Hampshire
Parsons Hall
Durham, NH 03824
Phone: 603-862-1180
Email: art.greenberg@unh.edu

Chair-Elect: Joe S. Jeffers
823 N 26th St
Arkadelphia, AR 71923
Phone: (870) 464-7223
Email: jeffers@obu.edu

Immediate Past Chair: Seth C. Rasmussen
Department of Chemistry and Biochemistry
North Dakota State University
NDSU Dept. 2735, P.O. Box 6050
Fargo, ND 58108-6050
Phone: 701-231-8747
Email: seth.rasmussen@ndsu.edu

Secretary-Treasurer: Vera V. Mainz
2709 Holcomb Drive
Urbana, IL 61802
Phone: 217-328-6158
Email: mainz@illinois.edu

Program Chair: Nicolay V. Tsarevsky
Department of Chemistry
Southern Methodist University
3215 Daniel Avenue
Dallas, TX 75275
Phone: 214-768-3259
Email: nvt@smu.edu

Associate Program Chair: Mihaela C. Stefan
Department of Chemistry and Biochemistry
University of Texas at Dallas
800 West Campbell Road
Richardson, TX 75080
Phone: 972-883-6581
Email: mihaela@utdallas.edu

Associate Program Chair: Christine E. Hahn
Department of Chemistry
Texas A&M University-Kingsville
700 University Boulevard, MSC 161
Kingsville, TX 78363
Phone: 361-593-3592
Email: Christine.Hahn@tamuk.edu

Bulletin Editor: Carmen J. Giunta
PO Box 522
Manlius, NY 13104
Phone: 315-632-4992
Email: giunta@lemoyne.edu

Councilor: Mary Virginia Orna
ChemSource, Inc.
309 Bradley Ave.
Mount Vernon, NY 10552
Phone: 914-310-0351
Email: maryvirginiaorna@gmail.com

Councilor: Roger A. Egolf
Pennsylvania State University - Lehigh Valley
Campus, 2809 Saucon Valley Road
Center Valley, PA 18034
Phone: 610-285-5110
Email: rae4@psu.edu

Alternate Councilor: David E. Lewis
816 Third Avenue
Eau Claire, WI 54703
Phone: 715-563-2633
Email: lewisd@uwec.edu

Alternate Councilor: Christopher L. Heth
1118 13th St NW
Minot, ND 58703
Phone: 701-361-7123
Email: christopher.heth@gmail.com

Historian: Gary Patterson
3725 Wauna Vista Drive
Vancouver, WA 98661
Phone: 412-480-0656
Email: gp9a@andrew.cmu.edu

Archivist: John Sharkey
1559 Grouse Lane
Mountainside, NJ 07092
Phone: 908-654-3432
Email: johnbsharkey@me.com

Communications Chair: Kristine Konkol
Department of Natural Sciences
Albany State University
504 College Dr.
Albany, GA 31705
Phone: 229-500-2316
Email: kristine.konkol@asurams.edu

Mission Statement

The Division of the History of Chemistry ([HIST](#)) of the American Chemical Society (ACS) seeks to advance knowledge and appreciation of the history of the chemical sciences among chemists, students, historians of science, and the broader public by

- Encouraging research and scholarship in history of the chemical sciences;
- Providing a welcoming environment for the discussion of history of chemistry in a variety of venues, particularly in symposia at national ACS meetings;
- Serving as a resource for chemical scientists in general, and members of the ACS in particular, who seek to understand the roots of their discipline, sub-discipline, or interdisciplinary subject;
- Recognizing major achievements from the past in the chemical sciences and the individuals who made those achievements;
- Publishing a scholarly journal in history of chemistry;
- Interacting with other organizations interested in the history of science; and
- Adding value to the ACS by helping it achieve its vision and missions.


Division Governance

Message from the HIST Division Chair

It is an honor to succeed Seth Rasmussen as Chair of the History of Chemistry Division. Among Seth's accomplishments was obtaining an ACS Innovative Projects Grant (IPG) for the "Workshop in Traditional Research Methods in History" which will be offered during the Spring 2023 National Meeting in Indianapolis. The timing is particularly fortuitous in that it occurs shortly after the publication of the six-volume series *A Cultural History of Chemistry*, co-edited by Peter J.T. Morris and Alan Rocke, reviewed in issue Number 3 (2022) of the *Bulletin for the History of Chemistry*. Seth also worked with the publishers of the journal *Substantia* to create a HIST Outstanding Paper Award (OPA), similar in principle to the *Bulletin's* Paul R. Jones OPA.

Here is a reminder that March 1 is the deadline for receiving nominations for the Citations for Chemical Breakthroughs Award. These are fun to research and submit. Information is found on the HIST Website. Congratulations To Geoffrey and Marlene Rayner-Canham for achieving the 2023 Joseph B. Lambert HIST Award as well as to Seth Rasmussen, Dave Lewis and Bill Streifer for receiving the 2018, 2019 and 2020 Paul R. Jones Bulletin OPAs respectively. The next award considers papers published in the *Bulletin* during 2021, 2022, and 2023.

I am a physical organic chemist with specializations in strained organic molecules and airborne carcinogens. I became professor emeritus, University of New Hampshire, in May 2021. I came to my interest in chemistry by pathways not so unusual when compared with those of other formally trained chemists.



Typically, there is enough material to be learned and practiced in our undergraduate and graduate education as to leave seemingly no space for learning the history of chemistry. Two converging pathways led me to learn more. In spring, 1971, I taught the Chemistry for Non-Science Majors nobody else wanted to teach and first learned of and taught the impact Lavoisier's 1789 *Traité Élémentaire de Chimie*, the title rolling from my mouth and (presumably) impressing the students. The second was my enjoyment of being a bibliophile and learning history of chemistry through acquisition and reading. It is fair to say that for many, if not most, students the key take-home from inclusion of history of chemistry in the lecture hall boils down to: "Will this be on the exam?" Still, well-chosen, well-presented stories can interest even resistant students. There is great utility in understanding "how were these discoveries made in, say, the eighteenth century?" Moreover, as our younger chemists mature in their chosen work, many begin to contemplate the nature and history of our discipline. I have been most fortunate in serving on the ACS Historical Chemical Landmarks sub-committee for almost two decades, where I have learned much from chemist-historians and true historians of chemistry.

Over the next one year plus, HIST will embark upon formulating its first Strategic Plan since 2008. Organizations such as ACS do love strategic planning exercises and are happy to participate, indeed help guide them. Happily, our division has been well led for many years and has a superb, highly motivated Executive Committee and, uniquely, our own journal, the *Bulletin*. Since you are reading this Message, you are probably aware of the excellence of the website. Nonetheless, there are very significant issues that we face in 2023 and beyond. The ACS has modified categories of its membership and this offers opportunities as well as pitfalls. We need to diversify our membership, both recruiting under-represented groups and younger members, even as we encourage retired ACS members and those nearing retirement to join our community. Other activities will be partnering with other ACS divisions and increasing international partnerships. These are not new aspirations and activities. Hopefully, *implementation* of the Strategic Plan will be the active outcome of the plan itself.

Finally, we encourage active participation in all our activities by members of HIST in addition to help in recruiting new members. We have excellent leadership on the HIST Executive Committee, but we are also very motivated to recruit new EC members, experienced ACS members with creative ideas as well as members having youthful perspectives. One pathway to leadership is to propose and run a symposium. While HIST has been successful in garnering submitted papers, we must continue to encourage new proposals for symposia – half-day or full-day. The Division is supportive and will provide some funding, the work involved is not onerous, and new symposium chairs will bring in new ideas. These will be most welcome.

We all hope to see you in Indianapolis. Stay healthy.

Arthur Greenberg, HIST Chair

Report of Councilors, Division of the History of Chemistry Fall 2022 ACS National Meeting – Hybrid Council Meeting (August 24, 2022)

Actions of the Council

1. Elections Results – Elected Committees of the Council (CPC)

Council Policy Committee

By electronic ballot, the Council elected **Raychelle Burks**, **Anne M. Gaffney**, **Will E. Lynch**, and **Frankie K. Wood-Black** for a three-year term (2023-2025) on the Council Policy Committee (CPC). **Lydia E.M. Hines** was elected to serve through 2023.

Committee on Committees (ConC)

By electronic ballot, the Council elected **William F. Carroll, Jr., Ella L. Davis, Carmen Gauthier, Thomas H. Lane, and Jason E. Ritchie** for a three-year term (2023-2025) on the Committee on Committees (ConC).

Committee on Nominations and Elections

By electronic ballot, the Council elected **Michelle V. Buchanan, Alan B. Cooper, Kelly M. Elkins, Ellene Tratras Contis, and Kathryn E. Uhrich** for a three-year term (2023-2025) on the Committee on Nominations and Elections (N&E).

2. Other Council Actions

Highlights from Committee Reports and Key Actions

- The Vice Chair of the Council Policy Committee (CPC) reported that both Council meetings in 2023 will be held in a hybrid manner, very similar to what Councilors experienced in Chicago. Councilors celebrating milestone anniversaries were acknowledged and thanked for their years of service on Council.
- The Chair of the Committee on Committees (ConC) recognized those chairs rolling off various committees and thanked them for their service. Newly appointed chairs of committees that report to Council were announced to all Councilors and Councilors were reminded of the new online committee preference form that was open over the summer to solicit names of individuals interested in serving on ACS Society Committees.
- On the recommendation of the Committee on Committees, and with the concurrence of the Council Policy Committee, Council approved the continuation of the Committee on Public Relations and Communications (CPRC).
- On the recommendation of the Committee on Nominations and Elections (N&E), and with the concurrence of the Council Policy Committee, Council approved the Petition to Amend the Elections Function. This action helps to clarify, consolidate and re-order existing requirements related to nominations and elections.
- On the recommendation of the Committee on Divisional Activities (DAC), and with the concurrence of the Council Policy Committee, Council approved the Petition to Amend the Duties of the Committee on Divisional Activities, providing greater authority to step in and assist Divisions who have inactive Executive Committees.
- On the recommendation of the Committee on Local Section Activities (LSAC), and with the concurrence of the Council Policy Committee, Council approved the Petition for a change in Section Name from the Northeast Tennessee Section to the Tennessee-Virginia Highlands Local Section.
- On the recommendation of the Committee on Membership Affairs (MAC), and with the concurrence of the Council Policy Committee, Council approved the Petition to Amend the Application and Dues Process for Corporation Associates, allowing Corporation Associates to set fees based on a sales revenue model.

Council Special Discussion

President Wilson introduced and led a special discussion on “ACS for the Future.” She sought Councilor input on positive initiatives, programs or events that would greatly benefit ACS members or ACS at large.

Three specific questions were posed to Councilors for their input and suggestions:

- What can be accomplished to enhance the ACS experience?
- Why (or how) do you think it would make a difference?
- Who would be tasked with leading this effort (e.g. a section, committee, division, or other)?

Councilors provided their ideas and thoughts, and relevant Society units will receive this input within the next several weeks.

3. Resolutions

The Council passed several resolutions:

- In memory of deceased Councilors: N. Bhushan Mandava, Carol Mosher, and Paul V. Smith
- Congratulating Thomas Connelly for his leadership as Chief Executive Officer of the American Chemical Society for the past eight years
- Expressing thanks to the officers and members of the Chicago Local Section as well as to the divisional program chairs and symposium organizers responsible for the outstanding technical sessions
- Acknowledging Angela Wilson's service as ACS President and presiding officer of Council

The fall 2022 meeting was held in a hybrid manner from August 21-25. As of August 24, there were 11,619 registrations (9,355 in-person and 2,264 virtual).

HIST Councilors

Mary Virginia Orna is serving as an associate member of the Senior Chemists Committee (SCC). She is on the SCC/YCC Networking Subcommittee and also on the Great Connections Working Group. She participated in a Strategic Planning Session for the committee at the close of the Chicago national meeting.

Roger Egolf is serving as a member of the Meetings and Expositions Committee (M&E) and its Technical Program Subcommittee. That subcommittee is responsible for advising the ACS meetings staff on the format of national meeting technical programming and the allocation of meeting rooms to the various divisions. Since the COVID pandemic began, M&E has been meeting regularly with the Program Chairs and ACS staff to get updates on the status of upcoming meetings and to make suggestions to ACS staff as they plan the future of ACS national meetings.

Prepared and submitted by Mary Virginia Orna and Roger Egolf, HIST councilors

News and Announcements

Awards

Jospeh B. Lambert HIST Award

The recipients of the 2023 Jospeh B. Lambert HIST Award of the History of Chemistry (HIST) Division of the American Chemical Society are Professor Geoffrey Rayner-Canham and Marelene Rayner-Canham. The HIST Award is for outstanding achievement in the history of chemistry and is international in scope. This award is the successor to the Dexter Award (1956-2001) and the Sydney M. Edelstein Award (2002-2009), also administered by HIST.

The HIST Award consists of an engraved plaque and a check for \$1500 and will be presented to the Rayner-Canhams at the fall ACS National Meeting in San Francisco in August 2023. Additional information about the award will be provided in the fall HIST Newsletter and can also be found on the HIST website at:

http://acshist.scs.illinois.edu/awards/hist_award.php

Bulletin of the History of Chemistry Paul R. Jones Best Paper Award

Seth C. Rasmussen of North Dakota State University is the recipient of the 2018 Paul R. Jones Outstanding Paper Award for "Cuprene: A Historical Curiosity Along the Path to Polyacetylene," Vol. 42, No. 1 (2017), 63-78.

Seth obtained his B.S. in Chemistry from Washington State University in 1990 and his Ph.D. in Inorganic Chemistry from Clemson University in 1994, with thesis titled "Synthesis and Design of Conjugated Organic Metallopolymers



Containing Ruthenium Chromophoric Units” working with John D. Petersen. He was a Postdoctoral Fellow (1995-1997) and an Instructor at the University of Oregon from 1997-1999. Seth joined North Dakota State University in 1999 and became a full Professor in 2012.

Seth’s time at the University of Oregon allowed him to develop his interests in the history of chemistry, including its incorporation in his teaching. He joined the HIST division in 2000 and was soon giving papers at meetings. His first paper presented to HIST was in 2004 at the Anaheim ACS Meeting: “Advances in 13th Century Glass Manufacturing and Its effect on Chemical Progress.” Seth’s interest in glass remains strong and he has become a recognized expert in the history of glass. He is also an authority on the use of history in the teaching of chemistry and gave his first talk on this topic in 2004 at the 18th Biennial Conference on Chemical Education. Seth has become a prolific presence at HIST meetings ever since his first presentations.

Seth’s first paper to appear in the *Bulletin for the History of Chemistry* was the written form of the talk he gave in 2004: Vol. 33, No. 1, 28-34 (2008). He has since written 9 more papers for the *Bulletin* and qualifies as the most prolific of all such authors in the 21st century.

The honored paper concerns the product of the polymerization of acetylene under various conditions. It is an exhaustive chronicle of the many attempts to both synthesize and characterize the products of this reaction. The moniker “cuprene” was acquired when copper or copper oxide were used as a catalyst under high temperature conditions in a reaction tube. The paper contains a fascinating figure of the final product that was chosen as the cover figure for Volume 42 Number 1. The colored product was a highly crosslinked hydrocarbon sheet. Once the original polymer was initiated, the temperatures were sufficient to promote further reactions with newly activated acetylene. In addition to the demanding historical research necessary for this topic, Seth has added his modern knowledge of the chemistry of polymerization. He compares the result to polyethylene which can be prepared in a “low density” form that is highly branched due to further reactions of the system after initiation of the reaction. The complexity of the product is the result of both the characteristics of acetylene and the detailed trajectory of the reaction. This is modern history of chemistry at its best!

Seth has served HIST with distinction since 2008, when he became the Program Chair. His term, until 2017, was characterized by a high level of organization, a great broadening of both the number and scope of the papers, and an example of inter-Division cooperation. One of his greatest achievements was the establishment of the *Springer Briefs in the History of Chemistry* Series, of which he is the Editor. It has resulted in a great increase in both the number and quality of books published in America on the History of Chemistry. He is the Immediate Past Chair of HIST.

David E. Lewis of the University of Wisconsin-Eau Claire is the recipient of the 2019 Paul R. Jones Outstanding Paper Award for “1860-1861: Magic Years in the Development of the Structural Theory of Organic Chemistry,” Vol. 44, No.2 (2019), 77-91. This is the third time David has won the OPA Award. Of even more interest, this paper is the written form of his HIST Award Address for 2018!



David Lewis graduated with honors in Organic Chemistry from the University of Adelaide, South Australia in 1973. In 1977 he emigrated to the State of Arkansas as a Research Associate while he completed his Ph.D. from the University of Adelaide (1980) working with Ralph A. Massy-Westropp (1932-), who was one of Arthur J. Birch's (1915-1995) earliest Ph.D. students. In 1981 he joined Baylor University in Texas and earned tenure in 1988. He next earned tenure and a Full Professorship at South Dakota State University in 1993. He settled in the Wisconsin in 1997, where he has flourished as both an organic chemist and a historian of Chemistry. His international reputation has been recognized as a Fellow of the Royal Society of Chemistry (2015), a D.Sc. from the University of Adelaide (2012) and as the Markovnikov Medalist for 2019.

David Lewis has served the Division of the History of Chemistry in many roles over the last 30 years. He was a Chair from 2002-2006. He has been one of the most frequent speakers at HIST symposia for 30 years. And he is one of the most frequent

contributors to the Bulletin for the History of Chemistry.


The Prize paper is a *tour de force* chronicle of the dramatic improvement in our understanding of organic chemistry in the years 1860-1861. The invention of graphic representations of the knowledge about molecules was the key tool. All the key figures are discussed and contextualized, however Prof. Lewis believes the key contributor to our understanding of organic chemistry in these crucial years was the work of Butlerov. Chemical structure both explained the properties of individual molecules and suggested likely reactions with other chemical agents. This chemical revolution in Russia even survived the Russian Revolution.

Publications of Interest

Books

Science: Has its Present Past a Future? Selected Essays by Arnold Thackray, edited by Jeffrey L. Sturchio and Bruce V. Lewenstein (ISBN 9798551167730).

Prof. Arnold Thackray is a key figure in the growth of the discipline of history of science in the late 20th century. He received his Ph.D. from



Science: Has its Present Past a Future? Selected Essays

Arnold Thackray

Edited by Jeffrey L. Sturchio and Bruce V. Lewenstein

Cambridge University in 1966. He was the founding Chairman of the Department of History & Sociology of Science at the University of Pennsylvania, becoming the Joseph Priestly Professor there. Dr. Thackray created and is the former president of the Chemical Heritage Foundation (currently, the Science History Institute). He has held faculty appointments in Oxford (visiting fellow, All Soul's College), Cambridge (fellow, Churchill College), and at the London School of Economics, Harvard, the Institute for Advanced

Study, the Center for Advanced Study in the Behavioral Sciences (Stanford), and the Hebrew University in Jerusalem.

This collection of his essays is published to celebrate his 80th birthday and the 50th anniversary of Penn's History & Sociology of Science Department. It includes his own introductions to themes in his publications, as well as recollections from his doctoral students.

From the table of contents:

- Preface: "Hedgehog or Fox? Arnold Thackray, the Penn History & Sociology of Science Community, and the Academic Discipline" by Jeffrey L. Sturchio, P. Thomas Carroll, and Robert F. Bud
- Introduction: "Certainly Contingent, Clearly Unforeseen: Notes on a Career" by Arnold Thackray
- Part I: Young Discipline, Young Man
- Part II: Scouting New Directions
- Part III: Discovering America
- Part IV: Dissecting the Discipline
- Part V: Editorials
- Part VI: Arnold Thackray's PhD Students
- Part VII: Reflections by Former Students
- Part VIII: Arnold Thackray: Biography and Curriculum Vitae

Periodicals

The Royal Society of Chemistry Historical Group publishes a twice-yearly newsletter which includes short articles on the history of chemistry, book reviews and reports of the group's meetings and webinars, in addition to news items and information on future events. The eighty-third issue, published in January 2023, is available online at: [NL2301a \(rsc.org\)](https://rsc.org/NL2301a)

The issue includes the following short articles:

- "Monitoring blood-glucose levels during a century of insulin therapy" by Alan Dronsfield and Pete Ellis
- "Calculating Chemistry – How it Used to be Done, a Witness Account" by Michael Jewess
- "A Chemist who was a Photomicrographer: Alton Ewart Clarence Smith (1887-1936)" by Edward Clarence-Smith, William Clarence-Smith, and Peter J.T. Morris.

There is also an essay review of José G. Perillán, "Science between Myth and History: The Quest for Common Ground and Its Importance for Scientific Practice" and a book review of Stephen M. Cohen, "O Mg! How Chemistry Came to Be," plus reports of the group's meetings and online lectures.

Past issues of the newsletter back to 2010 can be accessed at

[Historical Group Newsletters \(rsc.org\)](https://www.rsc.org/newsletters)

The recordings of a number of previous online lectures can be found at the Historical Group's playlist on the RSC YouTube Channel: <https://youtube.com/playlist?list=PLLnAFJxOjzZu7N0f5-nVtHcLNxU2tKmpC>

Submitted by Anna Simmons, RSC Historical Group Newsletter Editor

Events

At the ACS Meeting: Do Not Miss

ACS Spring 2023

Night at the Museum: Crossroads of Chemistry & Art

March 29th, 6 to 11pm

Spend an evening at the Indianapolis Museum of Art at Newfields to learn about the interface of Art and Science through conservation demos, a pop-up art analysis lab in the galleries, and chemistry themed tours of the collection.

Tickets include transportation from the convention center, free parking if driving, access to all galleries including the special exhibition Stephen Sprouse: Rock, Art, Fashion, 2 drink tickets, and a light boxed snack as well as entry into The LUME Indianapolis immersive projection exhibition Monet & Friends Alive.

A cash bar in the galleries will remain open till 10:30PM. Continuous transportation to and from the museum starts at 5:30PM on 3/29 at the Maryland Street Conference Center entry.

Referring Sponsors: CORTEVA, Lilly, Monument
Sponsor: ACS Local Section New York, Nufarm, Quorles, ROSE-HULMAN INSTITUTE OF TECHNOLOGY, BioCrossroads
Add this event to your ACS Spring Registration using the QR code!


New National Historical Chemical Landmark

New National Historical Chemical Landmark will honor Marie Maynard Daly, the First African-American Woman to Receive a Ph.D. in Chemistry, On Friday, May 19, 2023, The New York ACS Local Section will proudly dedicate a National Historic Chemical Landmark to honor Dr. Marie Maynard Daly, the first African American woman to earn a PhD in Chemistry.

Join Us in Honoring a STEM Pioneer

Celebrating the life and legacy of
Dr. Marie Maynard Daly
First African American Female
Ph.D. in Chemistry

Public outreach events throughout 2023 with the National Historic Chemical Landmark Dedication at Columbia University on May 19, 2023




Who we are

The New York Section has provided award-winning service to our members, the science of chemistry, and the public since its inception in 1891. Our outreach and educational programs inform thousands of members of the public of the economic and societal values of chemistry as we inspire young minds to pursue STEM careers. Celebrating Dr. Daly aligns with our core value of diversity, equity, inclusion and respect.

Celebrating Dr. Daly

The New York ACS is celebrating the life, scientific accomplishments and legacy of Dr. Daly throughout 2023. An exhibit of her life will be on public display at the New York Hall of Science. Our members will be visiting schools throughout New York City to discuss her life and promote diversity in STEM education. A symposium in her honor will precede the dedication of the National Historic Chemical Landmark.

Support our Programs



Improving people's lives through the transforming power of chemistry

Please join us in celebrating Dr. Daly throughout 2023

- Dr. Daly Museum Exhibit**
 - Exhibition of Dr. Daly's life and scientific contributions at the New York Hall of Science in her hometown of Queens during Black History Month
- High School Outreach Program**
 - Visits to New York High School chemistry classrooms to inspire the next generation of STEM professionals from diverse backgrounds
- National Historic Landmark Dedication**
 - Symposium honoring Dr. Daly's legacy with a National Historic Chemical Landmark dedicated in Dr. Daly's honor at her alma mater, Columbia University

The landmark event will take place at her *alma mater*, Columbia University, and will include a distinguished symposium in Dr. Daly's honor, the screening of a brief biographical film, a ceremony, and a networking reception. The Landmark Symposium will be presided over by Dr. Robert Hoyte and will feature Dr. Linda Meade-Tollin, Dr. Sibrina Collins, Dr. Mande Holford, and Dr. Marc Walters as the honored speakers.

Dr. Daly was a New York native who earned an undergraduate degree at Queens College, a Master's degree at New York University and a Ph.D. in chemistry at Columbia University, then continued on to work as a scientist at Rockefeller University, Yeshiva University and Einstein College of Medicine. Due to her intelligence and passion for science, Dr. Daly made seminal contributions to our understanding of the biosynthesis, biodistribution, and role of cholesterol in atherosclerosis and hypertension. At Rockefeller, she developed the first column chromatographic method for the separation of the nucleobases found in DNA and RNA, i.e., adenine (A), guanine (G), cytosine (C), thymine (T) and uracil (U). This allowed her to quantitate the purine and pyrimidine content of DNA which revealed the significant relationship of the proportions of these bases. This work supported the contemporaneous

discovery of Chargaff's law, i.e., the amount of adenine equals the amount of thymine and the amount of guanine equals the amount of cytosine in DNA. Dr. Daly's work was critical to our understanding of the chemical structure of DNA and was duly cited by James Watson in his Nobel Prize address.

Across her career, Dr. Daly was committed to increasing minority student enrollments in medical and graduate schools.

Since ACS has adopted DEIR as one of our core values, we know that you understand the significance and importance of honoring Dr. Daly. If you would like more information about the dedication or would like to plan to attend (it is free and open to the public), please contact Mary Virginia Orna (maryvirginiaorna@gmail.com).

The New York ACS Section has effectively declared 2023 the Marie Maynard Daly Year to highlight the importance and impact of her contributions on the current and future of the chemical sciences through all of its programming in all its components throughout the year. Documentation of the activities and success in honoring Marie Maynard Daly is meant to serve as a resource for the information and education of present and future members of the American Chemical Society at large.

Submitted by Mary Virginia Orna, HIST Councilor and 2023 Chair, ACS New York Local Section

An Upcoming Presidential Symposium

A Presidential symposium titled "History of Energy and Fuels: Opportunities and Challenges", cosponsored by HIST and ENFL (and hosted by HIST) will take place during the Fall 2023 ACS National Meeting in San Francisco, CA. Abstracts will be accepted at <http://maps.acs.org> until April 04, 2023.

The Division of the History of Chemistry (HIST) seeks to advance knowledge and appreciation of the history of the chemical sciences. The Energy and Fuels Division (ENFL) aims to Drive a sustainable and equitable energy future. The two divisions will collaborate to recognize the professionals who have demonstrated long-standing evidence-based best practices to advance science and technology. This symposium encourages submissions of a broad

spectrum of topics on history, policy, roadmap technology and deployment of sustainable and equitable energy. The proposed symposium features achievements on research, development, and application of energy and fuels from various resources. This includes unique techniques, novel partnerships, and breakthrough methodologies enabling the next generation of technologies on energy and fuels. Through reflection of history, we aim to strengthen connections between people from different backgrounds and broaden participation of scholars. Topics include, but are not limited to:

- History of the ACS Energy and Fuels Division;
- History of scientific and technological breakthroughs;
- History and policies of energy;
- Petroleum research funds to strengthen fundamental research;
- Roadmap of energy;
- Technical and societal impact of energy and fuels;
- Alternative pathways to reduce energy consumption;
- Design of energy systems to improve conversion efficiency.

If you have questions, do not hesitate to contact the organizers, Joe Jeffers (jeffers@obu.edu) or J. Louise Liu (jingbo.liu@tamuk.edu).

Celebration of Life for Trevor Levere

A Celebration of Life in honor of Trevor Levere will be held on April 16, 2023 (Sunday) from 3:00 to 5.00 pm in the Music Room, west wing of Hart House, 7 Hart House Circle, University of Toronto.

If you are able to attend, please let Jennifer Levere know (jennifer.levere@gmail.com or at 416 421 7261). If you are unable to join the Celebration in person, you are invited to send any photos or memories of Trevor that you would like to be shared at the event or in a book of memories for the family to enjoy.

BULLETIN FOR THE HISTORY OF CHEMISTRY

A publication of the Division of the History of Chemistry of the American Chemical Society

Available online: <http://acshist.scs.illinois.edu/bulletin/index.php>

PAPER SUBMISSIONS: Articles of 4-20 pages, double-spaced (excluding references) should be submitted electronically by email attachment to the Editor, Carmen Giunta, at giunta@lemoyne.edu. The title of the article should be of reasonable length (up to 15 words); a subtitle may be included if appropriate. Authors should strive to make the title descriptive of the specific scope and content of the paper. Preferred file formats for submissions are .doc, .docx, and .rtf.

Full instructions for authors can be found at <http://acshist.scs.illinois.edu/info/bull-info.php>

All matters relating to manuscripts, etc. should be sent to:

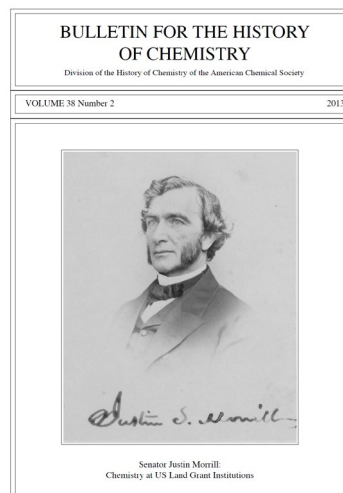
Prof. Carmen Giunta

Editor, *Bulletin for the History of Chemistry*

PO Box 522

Manlius, NY 13104

Email: giunta@lemoyne.edu



HIST Programming

Message from the HIST Program Chair

Dear HIST members, friends, and supporters, welcome to the spring 2023 ACS National Meeting and to Indianapolis! I hope you will take full advantage of as many learning and networking opportunities as you can during the meeting, and I invite you to join us and enjoy any or all of the over fifty oral and poster presentations we will offer as part of our busy four-day technical program. Yes, I am delighted to report that after some pandemic-related slowing-down of activities, we are back again and ready to move full steam. This time, our technical sessions will take place in the Convention Center, which we hope will make it easier for everyone to find and visit us. We will start bright and early on Sunday with a symposium, organized by Gary Patterson, on the HIST centennial. You will have the chance to learn about the history, the tortuous road, and the successes of what I hope is your favorite division. You will hear about the people involved in the activities that made and continues to make HIST attractive to chemists and chemical educators of all stripes. Sunday afternoon will be dedicated to the 1993 ACS president, Helen



Free, and her multifaceted contributions to the Society and the profession. The symposium is organized by Jan Hayes. We will continue on Monday morning with a tutorial on the various methods for conducting historical research, which is organized by the former HIST program chair and division chair, Seth Rasmussen. This will be a full-day event and will conclude with a panel discussion. On Monday (and also Tuesday) evening, do pay a visit to our poster presenters and the HIST table at Division Row. As always, we would be happy to meet with you in an informal atmosphere, and exchange ideas on how to make the division more interesting and useful to you. Tuesday (the entire day) will feature the symposium organized by Mary Virginia Orna and Gregory Smith on science in support of technical art history. There will be talks related to artists' materials, analytical techniques, education, and much more. Being aware that everyone likes art, we are equally convinced you will be fascinated by the lectures offered. However, we will not be done yet! We will have a full and busy day on Wednesday when talks will be delivered that cover much of the history of chemistry-themed spectrum. As you can justifiably expect, our general papers will include talks on the development of methods and techniques used by chemists, as well as on some eminent chemists and educators, and the places where they worked. Whatever your favorite flavor of chemistry or history is, you will find relevant and exiting talks to attend.

I use this space to welcome a new member of the HIST Executive committee, my dear friend and colleague Christine Hahn who, along with Mihaela Stefan, will be helping me with future programming. Christine brings not only great ideas and enthusiasm to the division but also experience. She has already co-organized two successful ACS Southwest Regional Meeting history of chemistry

symposia and has also been instrumental in attracting undergraduate students to HIST. There is hardly any need to state that we appreciate such efforts, for we are beyond thrilled to have student attendees and especially presenters at our events.

As we prepare for activities that will materialize in the fall and beyond, I invite you to share ideas about topics of interest for future HIST symposia. Perhaps you are interested in organizing a symposium? Talk to us and we'll enthusiastically provide all the help you need. If you are interested in ACS activities at the regional or local level, you can help HIST attain better visibility and appreciation by your community by organizing symposia in the history of chemistry at regional meetings. This provides excellent opportunities to create a strong intellectual network within your community, often with individuals who for may be unable to attend the larger national meetings. I assure you, HIST can and will support such endeavors. In addition, if you are organizing an event, please let us know and we will advertise it on the pages of the Newsletter and the HIST website. As ever, all of us would love to hear from you.

I close by wishing you a productive and fun meeting. Be well!

Nick Tsarevsky, HIST Program Chair

HIST SYMPOSIA, Spring 2023 ACS National Meeting (March 26-30, 2023)

Schedules and abstracts are listed at the end of this Newsletter.

UPCOMING MEETINGS AND HIST DEADLINES

Subject to change. Check the HIST website (<http://www.scs.illinois.edu/~mainzv/HIST/>) for updates.

Fall 2023 ACS National Meeting (San Francisco, CA, August 13-17, 2023)

HIST Award Symposium (Invited) Anne Johnson, Faculty of Science, Toronto Metropolitan University, Toronto, ON, Canada, email: anne.johnson@ryerson.ca

History of Organometallic Chemistry (Invited and contributed) Christine Hahn, Department of Chemistry, Texas A&M University-Kingsville, email: Christine.Hahn@tamuk.edu.

History of Energy and Fuels: Opportunities and Challenges (Co-organized by HIST and ENFL; **Invited and contributed**) Joe Jeffers, Ouachita Baptist University, email: jeffers@obu.edu; J. Louise Liu, Texas A&M University Energy Institute & Texas A&M University-Kingsville, email: jingbo.liu@tamuk.edu.

Tutorial and General Papers (Seeking contributions) Nicolay V. Tsarevsky, Department of Chemistry, Southern Methodist University, Dallas, TX 75275, Phone: 214-768-3259, email: nvt@smu.edu

2023 Southwest Regional Meeting (SWRM) of the ACS, Oklahoma City, OK, November 15-18, 2023

Lessons and Inspiration from the History of Chemistry (Invited and contributed) Nicolay V. Tsarevsky, Department of Chemistry, Southern Methodist University, Dallas, TX 75275, Phone: 214-768-3259, email: nvt@smu.edu; Christine Hahn, Department of Chemistry, Texas A&M University Kingsville, email: Christine.Hahn@tamuk.edu.

Spring 2024 ACS National Meeting (New Orleans, LA, March 17-21, 2024)

The Birth of the 3rd Dimension in Chemistry (Invited and seeking contributions) Arthur Greenberg, Department of Chemistry, University of New Hampshire, Durham, New Hampshire 03824, Phone: 603-862-1180, email: art.greenberg@unh.edu; David E. Lewis, Department of Chemistry and Biochemistry, UW-Eau Claire, Eau Claire, WI 54702, Phone: 715-836-4744, email: lewisd@uwec.edu

Tutorial and General Papers (Seeking contributions) Nicolay V. Tsarevsky, Department of Chemistry, Southern Methodist University, Dallas, TX 75275, Phone: 214-768-3259, email: nvt@smu.edu

Fall 2024 ACS National Meeting (Denver, CO, August 18-22, 2024)

HIST Award Symposium (Invited) TBA

History of Forensic Chemistry (Invited and contributed) Nicolay V. Tsarevsky, Department of Chemistry, Southern Methodist University, Dallas, TX 75275, Phone: 214-768-3259, email: nvt@smu.edu

150th Anniversary of the Priestley House (Invited and contributed) Roger Egolf, Department of Chemistry, Pennsylvania State University - Lehigh Valley, Center Valley, PA 18034, Phone: 610-285-5110, Email: rae4@psu.edu

Tutorial and General Papers (Seeking contributions) Nicolay V. Tsarevsky, Department of Chemistry, Southern Methodist University, Dallas, TX 75275, Phone: 214-768-3259, email: nvt@smu.edu

Final Program

DIVISION OF THE HISTORY OF CHEMISTRY (HIST)

N. V. Tsarevsky, *Program Chair*

Sunday, March 26, 2023: Morning session

Location: Indiana Convention Center, Room 122

HIST Anniversary

G. D. Patterson, *Organizer, Presiding*

8:00 Centennial history of HIST. **G.D. Patterson**

8:25 Charles Albert Browne, Jr.: Co-founder of the division of the history of chemistry. **R.A. Egolf**

8:50 Historians of HIST. **G.D. Patterson**

9:15 HIST's sixty years of sponsored publications. **M. V. Orna**

9:40 Intermission

9:55 HIST's journal: The bulletin for the history of chemistry. **C.J. Giunta**

10:20 William Barry Jensen: Founder of the *Bulletin for the History of Chemistry*. **G.D. Patterson**

10:45 Treasures from the HIST archives. **G.D. Patterson**

Sunday, March 26, 2023: Afternoon session

Location: Indiana Convention Center, Room 122

Memories of Helen Free: Innovator, Leader, Humanitarian

Cosponsored by CPRC and SCC

J. Hayes, *Organizer, Presiding*

2:00 Introductory Remarks.

2:10 Helen Free: A doer. **V.J. Kuck**

2:30 Dr. Helen Free: Role model and trailblazer. **D.J. Phillips**

2:55 Tough act to follow: Helen Murray Free (ACS President 1993) as viewed by her successor. **N.D. Heindel**

3:20 Remembering Helen Free. **J.M. Sophos**

3:45 Intermission

3:55 Helen Free: Scientist, leader, humanitarian, and friend. **E.A. Nalley**

4:20 Helen M. Free Award for Public Outreach: Recognizing innovative volunteers. **K.A. Thrush Shaginaw**

4:40 Guardian angels, mentors and passion. **F.K. Wood-Black**

5:05 Science cafes, STEM journeys, and science in your swimsuit, oh my! **J.L. Maclachlan**

5:25 Recipient of the 2022 Helen M. Free Award for Public Outreach: Sharing my evolution of over 20 years of community outreach at the Helen Free Symposium. **K. Hilton**

5:45 Discussion

Sunday, March 26, 2023: Evening

Location: Indiana Convention Center, Room 137

05:30-7:30 pm HIST Executive Committee meeting

Monday, March 27, 2023: Morning session

Location: Indiana Convention Center, Room 122

Workshop on Traditional Research Methods in History

S. C. Rasmussen, *Organizer, Presiding*

8:00 Introductory Remarks.

8:05 Finding and framing a historical question. **P.J. Ramberg**

9:00 Finding historical primary sources. **E. Hepler-Smith**

9:55 Intermission

10:10 For historians, the "secondary literature" is primary: A user guide for chemists. **A.J. Rocke**

11:05 Surveying the current state of historical research on chemical sciences. **M. Bowden**

Insulin: 100 Years of Life Saving Science and Technology

Sponsored by MEDI, Cosponsored by HIST

Monday, March 27, 2023: Afternoon session

Location: Indiana Convention Center, Room 122

Workshop on Traditional Research Methods in History

S. C. Rasmussen, *Organizer, Presiding*

2:00 Creating primary sources for historical study: Oral history and capturing the unwritten record. **D. Caruso**

2:55 . Putting the chemical text into political and social context. **M. Gordin**

3:50 Intermission.

4:10 . Hidden figures in the history of chemical sciences: Why write their history and how? **B. Van Tiggelen**

5:05 Panel Discussion

Monday, March 27, 2023: Evening

Location: Indiana Convention Center, Hall F-H

HIST Sci-Mix (Poster Session)

8:00 – 10:00 pm

HIST's journal: The bulletin for the history of chemistry. **C.J. Giunta**

Investigating carbon-based black pigments with a nonlinear microscopy technique. **H. Kastenholtz**, M. Topper, D. Grass, M.C. Fischer, W.S. Warren

Analysis of organic dyes on historical textiles in a museum setting by liquid chromatography with detection by diode array and mass spectrometry (LC-DAD-MS).. **V.J. Chen**, G.D. Smith

Why did Linus Pauling publish only one paper on the theory of strong electrolytes? **J.J. Spitzer**

Betty Wood: Scientist and educator at Bell Labs and beyond. **M.E. Schott**

Barry Shapiro's NMR newsletters from 1958 to 2001: The story of NMR in 516 volumes. **C. Anklin**

Tuesday, March 28, 2023: Morning session

Location: Indiana Convention Center, Room 122

Science in Support of Technical Art History

M. V. Orna, *Organizer*

G. D. Smith, *Organizer, Presiding*

8:00 Introductory Remarks.

8:05 Microspectroscopy in art conservation and archaeology: Early applications from the MML.

P.A. Smith, P.L. Lang

8:30 Exploring cultural heritage with portable MRI. **B. Bluemich**

8:55 Hearthstone project: Combining formal art analysis & analytical chemistry. **K.L. Steelman**, C.E. Boyd

9:20 Chemical connoisseurship: How scientific techniques help us better understand the age-old questions of attribution. **R. Sperber**, **G.D. Smith**

9:45 Intermission.

10:00 Spectroscopic investigation and dating of a painted wooden Cristo crucificado sculpture.

A.C. Bowman, S. Ries, A. Larkspur

10:25 Hand-painted magic lantern glass slides: Influence of the light source and materials on the projected images. **M.G. Vilarigues**, Â. Santos, C. Machado, V. Otero

10:50 Role of archival recipes in interpreting the chemistry of early Meissen porcelain technology. **N. Zumbulyadis**, E.S. Uffelman, R. Fuchs

11:15 Hidden secrets in 18th-to-20th century glassmaking: The contribution of science for the past and the present of the Portuguese historical glasses. **C. Santos**, I. Coutinho, A. Carneiro

Tuesday, March 28, 2023: Afternoon session

Location: Indiana Convention Center, Room 122

Science in Support of Technical Art History

M. V. Orna, *Organizer*

G. D. Smith, *Organizer, Presiding*

2:00 Introductory Remarks.

2:05 Pigments: Poster children of technical art history. **M. V. Orna**

2:30 Bluer than blue: Defining Pliny's Egyptian blues. **H. Becker**, G.D. Smith

2:55 Analysis of organic dyes on historical textiles in a museum setting by liquid chromatography with detection by diode array and mass spectrometry (LC-DAD-MS). **V.J. Chen**, G.D. Smith

3:20 Investigating carbon-based black pigments with a nonlinear microscopy technique. **H. Kastenholz**, M. Topper, D. Grass, M.C. Fischer, W.S. Warren

3:45 Intermission.

4:00 Winsor & Newton's 19th-century manufacturing processes: How science unveils the artists' colorman choices. **V. Otero**, T. Veiga, M. Vilarigues, M.J. Melo

4:25 Technical art history and the chromatic history of Portuguese *azulejos*: The case of yellow. **U. Veronesi**, S. Coentro, M. Bandiera, M. Vilarigues, A. Ruivo, M. Manso

4:50 Teaching at the crossroads of chemistry and art: Using interdisciplinary activities to increase student engagement in a non-majors course on the chemistry of art. **S.E. Hubbard**

5:15 Unraveling the creative process of an artist through a non-invasive multianalytical study. **E. Del Federico**, A. Yong, A. Jerschow, L. Banner, R. Miracco

Tuesday, March 28, 2023: Evening

Location: Indiana Convention Center, Hall F-H

Poster Session

7:00 – 9:00 pm

Barry Shapiro's NMR newsletters from 1958 to 2001: The story of NMR in 516 volumes. **C. Anklin**

Wednesday, March 29, 2023: Morning session

Location: Indiana Convention Center, Room 122

General Papers and Tutorial

N. V. Tsarevsky, *Organizer, Presiding*

M. C. Stefan, *Presiding*

8:00 Paper and papermaking: Expansion of the chemical technology from China to worldwide use in the modern era. **K.L. Konkol**

8:30 Withdrawn

9:00 . Science communication: Wit and humor have a dramatic impact. **M. Chorghade**

9:30 Milestones in the history of colorimetry. **N.V. Tsarevsky**

10:00 Intermission.

10:20 Legendary rivalry between Sir Christopher Ingold and Sir Robert Robinson. **M.C. Stefan,**
M.C. Biewer

10:50 Carl Schorlemmer: Co-founder of organic chemistry and contributor to the history of chemistry. **C. Hahn**

11:20 Chemistry lectures (ca 1785-7) by the Reverend William Broadbent: A manuscript in shorthand. **A. Greenberg**

Wednesday, March 29, 2023: Afternoon session

Location: Indiana Convention Center, Room 122

General Papers and Tutorial

N. V. Tsarevsky, *Organizer, Presiding*

M. C. Stefan, *Presiding*

2:00 Justus von Liebig (1803-1873) and Russia's first organic chemists. **D.E. Lewis**

2:30 Sergiy Mikolayovich Reformats'kii (Sergei Nikolaevich Reformatskii, 1860-1934): A founding father of Ukrainian organic chemistry. **D.E. Lewis**

3:00 Betty Wood: Scientist and educator at Bell Labs and beyond. **M.E. Schott**

3:30 Alfred Bernhard Nobel: The man, prizes and the element. **K. Kostecka**

4:00 Intermission

4:20 Why did Linus Pauling publish only one paper on the theory of strong electrolytes? **J.J. Spitzer**

4:50 Is there a place for the periodic table as chemistry embraces multi-disciplinary science and quantum field theory? **J.O. Roberts**

5:20 Adeline De Sale Link (1892-1943): Chemist, communicator, and chemistry manual author. **W. Palmer**

ABSTRACTS

PAPER 3801504

Centennial history of HIST

Gary D. Patterson, *gp9a@andrew.cmu.edu*. Department of Chemistry, Carnegie Mellon University, Pittsburgh, Pennsylvania, United States

The Division of the History of Chemistry was founded as a Section more than 100 years ago, in 1922. Since then, it has grown, both in numbers and in strength. Today it is an international force in the History of Chemistry community. Members of HIST contribute to all the international subcommunities in this scholarly world. To celebrate this achievement, HIST is assembling a Centennial History of HIST. It is instantiated as a link on the HIST website. This talk will give an overview of the project as it stands at the time of the Indianapolis ACS Meeting. The American Chemical Society was founded with history in its blood. Henry Carrington Bolton and Benjamin Silliman Jr. kept the history of American chemistry very visible to the assembled chemists at Northumberland. John Draper, the 1st President of the American Chemical Society was known as much for his work as a historian as for his academic chemistry. Edgar Fahs Smith, one of the founders of HIST, was President of the ACS, both in 1895 and in 1921 and 1922. Ned Heindel, one of the pillars of HIST, was ACS President in 1994. In addition to chronicling the history of HIST, the goal of the project is to help keep HIST at the center of the ACS.

PAPER 3823193

Charles Albert Browne, Jr.: Co-founder of the division of the history of chemistry

Roger A. Egoif, *rae4@psu.edu*. Department of Chemistry, Pennsylvania State University, Center Valley, Pennsylvania, United States

This paper will describe the life and career of Charles A. Browne Jr., a renowned sugar chemist and a one-time head of the Bureau of Chemistry of the US Department of Agriculture (forerunner of the Food and Drug Administration). The idea of an ACS Division of the History of Chemistry stemmed from a conversation between Browne and Edgar Fahs Smith when they were taking a break from attending papers at a national ACS meeting held at Northwestern University in the fall of 1920. Browne also wrote a book entitled "75 Eventful Years: A History of the American Chemical Society." This paper will describe the contents of that book, which is a valuable resource for anyone interested in the history of the Society.

PAPER 3803291

Historians of HIST

Gary D. Patterson, *gp9a@andrew.cmu.edu*. Department of Chemistry, Carnegie Mellon University, Pittsburgh, Pennsylvania, United States

While many of the members of the Division of the History of Chemistry qualify as chemical historians, this talk will focus on only ten of them. They include: Charles A. Browne, Henry M. Leicester, Mary Elvira Weeks, Wyndham Miles, Aaron Ihde, Anthony Travis, Sidney Edelstein, Ralph Oesper, Mary Virginia Orna and George B. Kauffman. The emphasis will be on their impact on the field of the history of the chemical sciences and their publications. Their influence on HIST itself will also be discussed.

PAPER 3804494

HIST's sixty years of sponsored publications

Mary Virginia Orna, *maryvirginiaorna@gmail.com*. ChemSource, Inc., Mount Vernon, New York, United States

For sixty years, the Division of the History of Chemistry (HIST) has sponsored publications of history-related volumes drawn for the most part from symposia that were presented at American Chemical Society (ACS) meetings. The origin of each volume depended upon individuals who organized symposia, or in some cases, proposed book volumes. It has been the practice of the Division to provide some financial support for these ventures; many organizers were able to obtain additional support from various types of grants and contributions. Generally, the editor of the volume was also the organizer of the event. Except for the Archaeological Chemistry volumes, there were no set series or themes over the years, but the volumes fell almost naturally into six categories: archaeological chemistry (9 volumes), thematic biographical collections (6 volumes), anniversaries and landmarks (8 volumes), entertainment and diversion (4 volumes), subdisciplines (8 volumes) and places (2 volumes). It is hoped that this catalogue of HIST publications will whet your appetite for a more complete read of some of these volumes. Many of them are unique in their content and execution. This is a body of literature that deserves to be better known as a font of information for the curious and a source of reference for the scholar.

PAPER 3828844

HIST's journal: The bulletin for the history of chemistry

Carmen J. Giunta, *giunta@lemoyne.edu*. Department of Chemistry, Le Moyne College, Syracuse, New York, United States

The *Bulletin for the History of Chemistry* is the journal of the ACS Division of the History of Chemistry. It began publication in Spring 1988, intended as an outlet for chemists interested in the history of their discipline as the *Journal of Chemical Education* decreased the number of historical papers in its pages. William B. Jensen at the University of Cincinnati was the founding editor, serving in that post through numbers 13/14 in 1992-1993. Paul R. Jones, then at the University of Michigan, succeeded Jensen as editor from numbers 15/16 in 1994 through the two issues of volume 35 in 2010. The current editor, Carmen J. Giunta at Le Moyne College, followed Jones from volume 36 in 2011 to date. The presentation will discuss the origins of the journal and some highlights from its 35 years, concentrating on the Jensen and Jones years.

PAPER 3802926

William Barry Jensen: Founder of the *Bulletin for the History of Chemistry*

Gary D. Patterson, *gp9a@andrew.cmu.edu*. Department of Chemistry, Carnegie Mellon University, Pittsburgh, Pennsylvania, United States

Bill Jensen has served HIST in many ways over the 40 years of his membership. He was the Secretary-Treasurer from 1986-1989 and Chair during 1990-1991. But, perhaps his greatest service to HIST was his founding of the *Bulletin for the History of Chemistry* in 1988. He served as Editor from 1988-1995. He has published extensively in this journal and won the Outstanding Paper Award in 2011. Jensen was the Edelstein Awardee in 2005 for his voluminous contributions to the history of chemistry, especially the history of chemical education. This talk will chronicle his development as a chemical historian, his major publications in the history of chemistry, and his permanent influence on the field.

PAPER 3807228

Treasures from the HIST archives

Gary D. Patterson, *gp9a@andrew.cmu.edu*. Department of Chemistry, Carnegie Mellon University, Pittsburgh, Pennsylvania, United States

Over the last century many permanent records have been collected by the Division of the History of Chemistry. After many years of informal collecting, the Chemical Heritage Foundation agreed to house these archives. James J. Bohning (1934-2011) was the official Archivist of HIST and both organized and curated the collection. Upon his demise, John Sharkey became the Archivist and produced the current detailed Finding Guide. One of the treasures of this

collection is a set of philatelic Cachets honoring ACS Presidents. Many ephemera of this sort are only found in this archive. There is extensive documentation on winners of HIST Awards. Programs and printed versions of papers presented at HIST meetings are catalogued. Box 17 is an especially rich collection of documents associated with HIST and the Chemical Heritage Foundation. In addition to an official Affiliation with the Heritage Council at the CHF, HIST was a moving force in the Bolton Society, the worldwide community of chemical bibliophiles. A set of booklets associated with the National Historical Chemical Landmarks Program is held in box 20. HIST has been a major part of this program. Many documents are associated with HIST in box 37 that are important for the history of HIST and the ACS, but are not likely found archived anywhere else. Anyone desiring to explore the rich history of HIST would be advised to visit the now Science History Institute in Philadelphia. The finding guide is now posted on the HIST website.

PAPER 3820863

Finding and framing a historical question

Peter J. Ramberg, ramberg@truman.edu. Department of Chemistry, Truman State University, Kirksville, Missouri, United States

A critical component of the historian's toolbox is the ability to identify, refine and frame a proper historical question that can be answered with available sources. In this portion of the workshop, I will outline what constitutes good historical questions, and the thought processes historians use to create them. Most historical studies begin with a simple question that requires research—identifying and examining closely primary, secondary, and tertiary sources—that in turn extensively refines and changes the question. The resulting historical work then makes claims about the past by answering this question using the sources. To illustrate this process, I will use some specific examples drawn from the history of chemistry and apply the “five Cs” of historical thinking, published in 2007 in the American Historical Association's publication *Perspectives*: change, context, causality, contingency and complexity. By the end of the workshop, I hope that participants will understand more clearly the difference between a “literature review” of old journal articles and a “historical/philosophical analysis” of a specific episode in history of chemistry.

PAPER 3817091

Finding historical primary sources

Evan Hepler-Smith, evan.heplersmith@duke.edu. Department of History, Duke University, Durham, North Carolina, United States

Primary sources are the foundation of historical scholarship. In most cases, the novelty of a new historical argument rests on examination of primary sources not considered by previous scholars, re-readings of primary sources yielding new evidence or interpretations, or juxtaposition of primary sources not previously considered alongside one another. But how do you find appropriate primary sources for the history of chemistry in the first place? And how do

you pick and choose among the sources you find? The increasing ease of digital access to myriad published and unpublished historical materials raises anew a challenge that has always plagued historical scholarship: too many sources, too little time. This talk will focus on three general techniques for finding relevant sources in all manner of repositories, physical or digital: following citations, browsing collections, and searching for individuals and topics of interest. You may notice that these are not only key skills for historians but also, frequently, part of the day-to-day work of chemists navigating the voluminous literature of their own professional fields. As two editors-in-chief of *Chemical Abstracts* wrote in 1927, "the literature of chemistry is like a great, inspiring mountain with a core of rich ore," for chemists and historians of chemistry alike. Drawing lessons from my own research on the history of chemical information professionals and chemical reference literature, I will discuss how chemist-historians can capitalize on their professional familiarity with chemical literature searching to find historical primary sources, both within the professional literature of chemistry and beyond it. This presentation will include a workshop component in which participants can practice approaches to finding historical primary sources that we discuss (internet-enabled device required).

PAPER 3817519

For historians, the "secondary literature" is primary: A user guide for chemists

Alan J. Rocke, *ajr@case.edu*. Department of History, Case Western Reserve University, Cleveland, Ohio, United States

To academically educated professional historians, a full accommodation and acknowledgment of the existing secondary literature is an integral part of every historical investigation; in the sciences, this mandate is analogous to conducting a meticulous literature review as a required element of every research plan. However, chemists who pursue the history of their discipline may not always know the best methods and sources to master this body of literature in the field of history of science. The speaker will argue for the wider historiographical place of the secondary literature in historical methodology, and make specific recommendations for some of most useful and trustworthy methods and databases for historians of science.

PAPER 3823208

Surveying the current state of historical research on chemical sciences

Mary Ellen Bowden, *mebowden1@verizon.net*. Science History Institute, Philadelphia, Pennsylvania, United States

As in chemical research so in historical research a potential author is expected to contribute to knowledge by discovering new material and making interpretations of new and old content. Surveying what has already been written about a topic and evaluating claims made by earlier scholars reduces the possibility of presenting as novel that which has already been discovered--an overlap deserving at least an endnote acknowledging the earlier work. Reading secondary sources also provides an opportunity to mine endnotes and bibliographies for references that have escaped the notice of a researcher new to a topic. How to find recent literature in history of

science? There are several important bibliographies online such as the *Isis Cumulative Bibliography* with its tool *Isis CB Explore* and the *History of Science, Technology, and Medicine Database*. Using *Google* or *Google Scholar* at some point in research can be beneficial, but one needs a good ear to separate wheat from chaff. *Wikipedia* tends to be more reliable in this regard since many of its articles are written and critiqued by professional historians. One should also consult printed compilations or *surveys*—the more recent, the better, e.g., *A Cultural History of Chemistry* (6 vols.; Bloomsbury, 2022). What about the great reference works of the past like Partington's *History of Chemistry* (6 vols.; Macmillan, 1961-70) and the *Dictionary of Scientific Biography* (18 vols.; Scribner's, 1970-80), the *New Dictionary of Scientific Biography* (8 vols.; Scribner's, 2007), and the *Complete Dictionary of Scientific Biography* (26 vols.; Gale eBook, 2008). These weighty tomes may in fact carry outdated views, e.g., on Pasteur. Here and elsewhere in the research process consulting with appropriate members of HIST and the History of Science Society's Forum for the History of Chemistry may prove invaluable.

PAPER 3818394

Creating primary sources for historical study: Oral history and capturing the unwritten record

David Caruso, dcaruso@sciencehistory.org. Center for Oral History, Science History Institute, Philadelphia, Pennsylvania, United States

Science, at its core, is a human endeavor. Many historians rely on scientific publications to understand specific components of scientific knowledge production and how that information is communicated to the broader scientific community, but there is much more to science than what is contained in journal articles. Science is about decisions made, funding opportunities available, collaboration with colleagues, insight, innovation, and the confluence of years of work, study, reflection, and expertise. These latter facets of science are ones not often captured in traditional publications, so the human component of scientific discovery is often lost to the annals of history. Using the oral history methodology—in-depth interviewing captured through audio and/or video recordings and then transcribed and archived—elucidates these un-written aspects of the pursuit of new knowledge about the natural world. Participants in this symposium will be introduced both to oral history as a methodology and to the products of that research, learning what oral history offers for preserving the modern history of science and how those materials can be used to understand the life of a scientist and the scientific life. While this part of the symposium will not be offering training in oral history per se, it will provide attendees a broad understanding of the methodology and its practices and offer resources for further inquiry. Additionally, they will have a better sense of the role of oral history in complementing the traditional written historical record of science and its practices, and oral history's importance in allowing historians to write deeper studies scientific practitioners and the work that they do.

PAPER 3821844

Putting the chemical text into political and social context

Michael Gordin, mgordin@princeton.edu. Department of History, Princeton University, Princeton, New Jersey, United States

History of chemistry is not simply a chronicle of a series of discoveries of truthful knowledge, or even a list of knowledge claims whether they ended up being validated as correct or discarded as erroneous by later researchers. Rather, the task of the historian of chemistry is to set those various chemical researches and writings into "context," explaining how the events of the past made sense on their own terms. This is not simply a matter of biographical material — although that is essential — but it extends to the social and political worlds in which chemists of the past operated. Even though that is easily said, and constitutes the basic practice of historians of chemistry working today, it is less obvious precisely *how* one goes about researching "context." Chemists are trained to plumb the scientific literature, trace back footnotes, and interpret ambiguous or tangled chemical reasoning, but they are not trained to find secondary literature about Prussian patent law, or changing agricultural practices for indigo, or the history of the Cold War visa regime and how it might have impacted transnational collaborations. This presentation will discuss the importance of political and social context, how it can illuminate questions and research programs in the history of chemistry, and which techniques are effective in orienting practicing chemists toward the available literatures.

PAPER 3824503

Hidden figures in the history of chemical sciences: Why write their history and how?

Brigitte Van Tiggelen, vantiggelen@memosciences.be. Science History Institute, Philadelphia, Pennsylvania, United States

The acclaimed movie *Hidden Figures* celebrates African-American women who were "human computers." It is the story of their struggle to be acknowledged for their role in sending men into Space during a time of intense competition with the Soviet Union. Before it hit the box office though the story was published as a book based on extensive research. *Hidden Figures* can and should be retrieved from all corners of the history of science and technology. This presentation will focus on the why and the how of the work of recapturing overlooked contributions and contributors in the history of the chemical sciences. We will investigate little-known figures and what we can learn from them about how the development of science is usually conveyed. This presentation will also consider how historical accounts may end up defining what science is and how scientific research works, especially in the teaching environment. We will examine the ways these stories can be found and recovered, paying particular attention to how those stories are narrated, and how historical material is located and used when there is little available documentation. The talk will alternate between short presentations of cases, and active engagement from the audience.

PAPER 3822165

Helen Free: A doer

Valerie J. Kuck, *vjkuck@gmail.com*. BELL Laboratories, retired, Murray Hill, New Jersey, United States

While I was a member of the ACS Women Chemists Committee (WCC), Helen Free was appointed to the Committee. This was at a time, the late 1970's, when very few women were chosen to receive an ACS national award other than the Garvan Medal. In response to this dire situation, the WCC had decided to focus its efforts on writing motions for the ACS Council demanding a change in the selection process for awards. The sole activity of the Committee was in drafting these motions and then endlessly editing them. There were numerous discussions on grammar and correct word usage. I can tell you from the facial discussions on Helen and the mumbling of Mary Goode, who had joined the Committee at the same time as Helen, they were not pleased with those discussions. Looking back, I do not remember the Committee ever identifying ways that the WCC could impact the award selection process other than writing these motions. The frustration on the WCC continued to grow and in a few years, the WCC was actively proposing that the identification of the Garvan Medal awardee be stopped. After attending two meetings on generating motions, it was not surprising that both ladies simultaneously left the WCC. Several years later Mary was elected ACS President and was followed a few years later by Helen. Both Helen and Mary were doers and just talking and complaining was not their thing. Helen went on to strengthen the ACS's outreach to children and significantly increased its interactions with the general public. Over the years I had many interactions with Helen and in this presentation I will discuss some of them.

PAPER 3821405

Dr. Helen Free: Role model and trailblazer

Dorothy J. Phillips, *dwphillips@comcast.net*. Waters Corporation Retired, Milford, Massachusetts, United States

Dr Helen Free served as the American Chemical Society (ACS) president when I was becoming aware of the difference between an ACS member and an ACS volunteer. I will speak of the role Dr. Free had in my leadership development in ACS governance. Only two other women (Anna J. Harrison and Mary L. Good) has served as ACS president prior to Dr. Free; thus, I was impressed that the Society had elected her, an industrial chemist, an inventor and a community leader and volunteer. In 1993 when she was president of ACS, I was holding my first office in a local section. I was surprised when I won the position as Chairman-Elect of the Northeastern Section (NESACS). The Chair of NESACS attends the award banquet at the Spring ACS national meeting to present the James Flack Norris Award in Physical Organic Chemistry; NESACS sponsors this endowed award. While attending this meeting in 1993 I was introduced to ACS governance; I visited several open committee meetings. I was aware of who was the Society president in previous years; but when I arrived in Denver that year a woman was at the helm. I mostly watched Dr. Free from afar; we had little direct contact. Yet her presence had a strong impact on my decision to get involved, to be an ACS volunteer, not just at the local level but on the Society level as well. I will share with you her traits that I observed, her actions that

spoke to me, for example, her gift for local section chairs and above all, her presence. Yes, I stand on the shoulders of heroes such as Dr. Helen Free.

PAPER 3834804

Tough act to follow: Helen Murray Free (ACS President 1993) as viewed by her successor

Ned D. Heindel, *ndh0@lehigh.edu*. Department of Chemistry, Lehigh University, Bethlehem, Pennsylvania, United States

As a flag carrier for ACS, Helen Free had a widely recognized and a very visible public face. She was always enthusiastically on-target conveying 50-year membership pins, presenting ACS awards, and ribbon-cutting new landmarks. Helen loved the ACS, loved being its spokeswoman, and was an articulate advocate for enhanced public understanding of science. Few, however, recognize just how much behind-the-scenes, governance-centric, and colleague jaw-boning was necessary to launch those visible enterprises. This presenter will review Helen's role in the founding days of historical chemical landmarks, the international ACS-chapter sites, the restructuring of the NRCC, the VIP program, and several other ACS initiatives of Helen's time.

PAPER 3835376

Remembering Helen Free

John M. Sophos, *jsophos611@comcast.net*. ACS Meeting Department, ACS, Lewes, Delaware, United States

An ACS staffer looks back on pleasant times spent with Helen during ACS National and Regional Meetings – especially during her presidential succession years – 1992 – 1994.

PAPER 3826995

Helen Free: Scientist, leader, humanitarian, and friend

Elizabeth A. Nalley, *annn@cameron.edu*. Department of Chemistry, Physics & Engineering, Cameron University, Lawton, Oklahoma, United States

In 1993, she became the third woman to be elected president of ACS. As president, Free's top priority was to raise public awareness of the positive role chemistry has played in our lives. ACS instituted an award in her honor in 1995: the Helen M. Free Award in Public Outreach. Helen became a champion for science education and outreach, chairing the National Chemistry Week task force of the ACS for five years. She received the ACS's Garvan Medal, honoring distinguished service to chemistry by a woman, in 1980. She is most known for revolutionizing many in vitro self-testing systems for diabetes and other diseases while working

at Miles Laboratories. The tests are still marketed today with blood tests as Ascensia Diabetes Care, and urine tests under Siemens Healthineers. The pioneering dip-and-read strips, allowed for testing to be more convenient and efficient, enabling doctors and patients to be less reliant on laboratories for results. She was an inspiration to many women and to men as well. This presentation will feature personal interactions with Helen and how she inspired me to run for President of the ACS.

PAPER 3805674

Helen M. Free Award for Public Outreach: Recognizing innovative volunteers

Kathleen A. Thrush Shaginaw, *katt@verizon.net*. ACS CPRC, Yardley, Pennsylvania, United States

When she assumed the presidency of the American Chemical Society in 1993, Helen M. Free pledged to initiate and support activities that would “improve the public’s awareness of chemistry’s contributions to the quality of daily life.” The Helen M. Free Award for Public Outreach was established in 1995 by the American Chemical Society's Committee on Public Relations and Communications and honors an ACS member for their creative, long-term volunteer efforts in our communities.

PAPER 3817548

Guardian angels, mentors and passion

Frankie K. Wood-Black^{1,2}, *fwoodblack90@gmail.com*. (1) Eng., Phys. Sci. and PTEC, Northern Oklahoma College, Tonkawa, Oklahoma, United States (2) Sophic Pursuits, Tonkawa, Oklahoma, United States

Numerous events, people, and situations influence our career trajectories. Sometimes a person is aware of the intervention, sometimes, the intervention is not recognized until much later, and sometimes it appears as a friend or a snippet of advice. It takes special people in our lives to help us realize our worth, skills, and passions. These individuals provide a helping hand or a nudge whether we know it or not; such was the case with Helen Murray Free. An interaction with her had a way of blossoming into something bigger. They provided the needed push. They provided insight and illuminated the path forward for many.

PAPER 3828471

Science cafes, STEM journeys, and science in your swimsuit, oh my!

Jennifer L. Maclachlan, *pidgirl@gmail.com*. PID Analyzers, LLC, Sandwich, Massachusetts, United States

Maclachlan is the 2021 recipient of the Helen M. Free Award for her numerous annual public outreach efforts on Cape Cod. Anecdotes about the inspiration, organization, facilitation, and continuation of the Cape Cod Science Cafe, the Wicked Cool Science Cafe, STEM Journey, and Science in Your Swimsuit will be shared.

PAPER 3820766

Recipient of the 2022 Helen M. Free Award for Public Outreach: Sharing my evolution of over 20 years of community outreach at the Helen Free Symposium

Kimberly Hilton, *khilton1@fsw.edu*. School of Pure & Applied Sciences, Florida SouthWestern State College - Collier Campus, Naples, Florida, United States

I am a science education influencer with over a million followers on social media platforms. My science content motivates viewers to investigate their world through hands-on experimentation. With over 20 years of community science education outreach, I have brought science activities to schools, libraries, foster care programs, Big Brothers and Big Sisters organization, Girl Scouts and Boy Scouts, and children's hospitals. I will be sharing my experiences in community and social media outreach at the Helen Free Symposium.

PAPER 3816871

Microspectroscopy in art conservation and archaeology: Early applications from the MML

Pamela A. Smith¹, *smith8812@icloud.com*, **Patricia L. Lang**². (1) Improved Pharma, West Lafayette, Indiana, United States (2) Ball State University, Muncie, Indiana, United States

The Molecular Microspectroscopy Laboratory (MML) was established in 1984 at Miami University. The purpose of the MML is to make state-of-the-art molecular microspectroscopy available to scientists from industrial, government and academic laboratories. Microspectroscopy was a relatively new technique at the time of the MML's inception, and research conducted at the MML quickly identified several fields that could benefit from a microspectroscopic approach. Specifically, the analysis of art and historic objects was an ideal application due to only needing samples a few microns in size for analysis. Pigments, dyes, binders, fibers, and other organic components were identified in various paintings, fabrics, and manuscripts. Collaborating with other experts enabled much to be learned about the objects, including the identification of a forgery. The identification of some dyes in certain regions also

helped to establish dates for early trade routes in the Americas. Techniques for infrared, Raman, and visible microspectroscopy developed in the late 80's and early 90's at the MML are still used today in conservation laboratories. Clearly, microspectroscopy continues to be a valuable tool for the analysis of historic objects.

PAPER 3804985

Exploring cultural heritage with portable MRI

Bernhard Bluemich, *bluemich@rwth-aachen.de*. Institut für Technische und Makromolekulare Chemie, RWTH Aachen University, Aachen, NRW, Germany

Cultural heritage defines our identity. Tangible cultural heritage is treasured in museums, excavation sites and nature parks. Their preservation and restoration strategies often rely on nondestructive methods of analysis. One such method is magnetic resonance imaging (MRI) known from medical diagnostics. We have made MRI portable. How portable MRI works will be explained, and its use in analyzing objects of cultural heritage will be illustrated with measurements of antique Roman frescoes at excavation sites, paintings and master violins in museums, mummies and bones, and biofilms in Yellowstone National Park.

PAPER 3817109

Hearthstone project: Combining formal art analysis & analytical chemistry

Karen L. Steelman¹, *ksteelman@shumla.org*, **Carolyn E. Boyd**². (1) Science Director, Shumla Archaeological Center, Comstock, Texas, United States (2) Anthropology, Texas State University, San Marcos, Texas, United States

Our long-term collaboration has focused on the technical art history of hundreds of large-scale polychrome open-air murals located in the Lower Pecos Canyonlands archaeological region of Texas. To build a chronological model for Pecos River style pictographs, we have selected ten murals for study that are geographically distributed throughout the region. Our research design involves: (1) conducting a formal analysis of the art to document and describe diagnostic Pecos River style pictographs selected for dating; (2) examining mural stratigraphy using digital microscopy on the panel and the construction of Harris matrices for superimposed figures; and (3) obtaining 60 radiocarbon dates for Pecos River style pictographs using plasma oxidation and accelerator mass spectrometry. Preliminary results demonstrate that Pecos River style painting persisted for thousands of years during the Middle and Late Archaic Periods (5500 to 1300 cal BP). These results are significant as Pecos River style art has strong parallels with the religion and cosmology of later Mesoamerican agriculturalists, suggesting archaic origins of a pan-American core belief system.

PAPER 3821963

Chemical connoisseurship: How scientific techniques help us better understand the age-old questions of attribution

Roxane Sperber², rsperber@discovernewfields.org, **Gregory D. Smith**¹, gdsmith@discovernewfields.org. (1) Conservation Science Lab, Indianapolis Museum of Art at Newfields, INDIANAPOLIS, Indiana, United States (2) Conservation, Indianapolis Museum of Art at Newfields, INDIANAPOLIS, Indiana, United States

Questions of attribution have captured the minds of art connoisseurs for centuries. Many works of art have been attributed and reattributed repeatedly over the course of their existence. One of the most vexing issues is whether a work is by a master, student, or even a copy by a later follower. Several paintings in the Clowes Collection at the Indianapolis Museum of Art pose just this question, but technical art history and scientific investigation have helped us further our understanding of how, and by whom, these paintings were made. Two examples that will be discussed is the reattribution of a portrait, most recently thought to be a 19th century copy of a Rembrandt, to the workshop of Rembrandt himself and the ongoing research into a series of small portraits, attributed to the circle of the enigmatic artist Corneille de Lyon, which have perplexed scholars for generations.

PAPER 3815764

Spectroscopic investigation and dating of a painted wooden Cristo crucificado sculpture

Amanda C. Bowman, abowman@coloradocollege.edu, **Sammy Ries**, **Adrian Larkspur**. Department of Chemistry and Biochemistry, Colorado College, Colorado Springs, Colorado, United States

This presentation will discuss the investigation of a painted wooden Cristo Crucificado (crucifix) sculpture using analytical and spectroscopic techniques. The goal of this research was to identify the age of the sculpture and characterize the materials used in its creation, as well as to identify strategies for conservation and repair of the piece. The sculpture was investigated using a variety of analytical techniques including X-ray fluorescence (XRF) liquid chromatography-mass spectroscopy (LC-MS), gas chromatography-mass spectroscopy with pyrolysis (py-GC-MS), scanning electron microscopy with electron dispersive X-ray spectroscopy (SEM-EDX), Raman and infrared (IR) spectroscopy, and carbon dating. These analyses elucidated the materials that were likely originally used in the sculpture, as well as later modifications and repairs. These analyses also gave insight into the age of the sculpture, which was previously disputed. The sculpture is polychrome painted wood with carved details, and includes inlays of previously unidentified material in areas representing wounds. The cross support is simple wood, apparently unstained and unpainted. Some damage is evident on the sculpture, including a broken arm and toes. The Cristo sculpture originated in Mexico, but little is known about the artist and creation of the piece. The style of the sculpture, in particular its physical proportions, simple color palette, and realistic wounds, are consistent with older (pre-1800s) Spanish colonial art as opposed to more recent stylized (post-1800s) pieces that incorporate indigenous artistic traditions. However, the simple wooden cross support is inconsistent with the style of the

rest of the piece, and may represent a later addition. Our investigations, in collaboration with an art history research group, aimed to elucidate the origin and age of this sculpture.

PAPER 3827007

Hand-painted magic lantern glass slides: Influence of the light source and materials on the projected images

Márcia G. Vilarigues^{1,2}, *mgv@fct.unl.pt*, **Ângela Santos**^{1,2}, **Carla Machado**^{1,2}, **Vanessa Otero**^{1,3,2}. (1) Department of Conservation and Restoration, Universidade NOVA de Lisboa Faculdade de Ciências e Tecnologia, Caparica, Setúbal, Portugal (2) Unidade de Investigação Vidro e Cerâmica para as Artes, Caparica, Setúbal, Portugal (3) Rede de Química e Tecnologia Laboratório Associado para a Química Verde, Caparica, Setúbal, Portugal

Magic lanterns were the earliest form of image projector that greatly impacted global socio-cultural and academic practices and has regained great interest today with the re-enactment and new production of magic lantern shows. With the simultaneous use of sounds, the magic lantern was an audio-visual communication medium commonly used between the 17th and 20th centuries. The light sources of the magic lanterns evolved with technological advances, which changed the projection conditions over time. On the other hand, the manufacture of the glass slides for projection by magic lanterns went through three stages of development. In the beginning, the images were entirely hand-painted. In the first half of the 19th century, printing techniques emerged, and in the second half, photographic techniques were introduced. Nevertheless, hand-coloring continued to exist and often complemented the latter two. With extensive collections of magic lanterns and glass slides in heritage institutions worldwide, research has been predominately centred on their role as a precursor of film and cinema. However, there is a lack of systematic research on their production, history of use, and the best conservation strategies for their preservation. This challenge is currently being addressed by linking the analysis of documented methods and materials used to produce hand-painted glass slides, the material characterization of historical slides and the reconstruction of historical paint recipes in the laboratory. A correlation between what is mentioned in written historical sources on hand-painted slides' production and what is analytically found in historical slides has been established. In particular, the identification of light-sensitive red organic pigments poses additional concerns regarding the conservation of historical slides and their use in contemporary magic lantern shows. Reconstructions of red organic paints produced following historical recipes will be irradiated by different light sources to simulate the conditions used during projection by magic lanterns. The light and temperature levels will be measured and correlated to the color and molecular changes characterized by colorimetry, UV-Vis, Raman and Infrared spectroscopies. Furthermore, the influence of the light sources on the projected red colours will also be investigated. This work will allow assessing their conservation state and original visual appearance in historical hand-painted magic lantern glass slides.

PAPER 3807953

Role of archival recipes in interpreting the chemistry of early Meissen porcelain technology

Nicholas Zumbulyadis^{1,2}, *nicholas.zumbulyadis@icloud.com*, **Erich S. Uffelman**⁴, **Ron Fuchs**³. (1) Department of Chemistry and Biochemistry, University of Delaware, Newark, Delaware, United States (2) Independent Scholar, Rochester, New York, United States (3) Museum at Washington and Lee University, Washington and Lee University, Lexington, Virginia, United States (4) Chemistry and Biochemistry Department, Washington and Lee University, Lexington, Virginia, United States

Unpublished XRF data on the composition of body, glaze and five enamel pigments on several Meissen porcelain objects associated with the so-called Hoym-Lemaire Affair will be presented. The objects relate to a scandalous event around 1730 that shook Europe's first manufactory of hard paste porcelain. In 1728 the French merchant Rodolphe Lemaire managed to persuade Meissen to make copies of Japanese porcelain for sale as East Asian originals in Paris. The success of this dubious enterprise depended on the development of additional pigments that closely emulated the Japanese Kakiemon palette of colors. The painter and pigment technologist Johann Gregorius Höroldt supervised their decoration while he was also recording his other recipes for porcelain painting in a handwritten document preserved in the Meissen archives. In all cases the colorant chemistry can be related to special procedures introduced by Höroldt specifically for this purpose. We shall illustrate how the color formulations for these objects, designed to imitate Japanese Kakiemon porcelain, differ from those on earlier porcelain from 1723-24, as well as later (mid-18th century) objects. A surprising observation was the absence of antimony or tin in the yellow colorant. As an ancillary finding we have confirmed analytically for the first time that undecorated and unmarked Meissen porcelain in storage since prior to 1725 was decorated around 1730 and became part of the Hoym-Lemaire shipment. Our combination of XRF data with the complete texts of historical recipes from the Meissen archives underscores the role of the chemical sciences in elucidating art-historical details.

PAPER 3816549

Hidden secrets in 18th-to-20th century glassmaking: The contribution of science for the past and the present of the Portuguese historical glasses

Catarina Santos^{1,2,4}, *acre.santos@campus.fct.unl.pt*, **Inês Coutinho**^{1,2}, **Ana Carneiro**^{4,3}. (1) Department of Conservation and Restoration, Universidade NOVA de Lisboa Faculdade de Ciências e Tecnologia, Caparica, Setúbal, Portugal (2) Unidade de Investigação Vidro e Cerâmica para as Artes, Caparica, Setúbal, Portugal (3) Department of Applied Sciences, Universidade NOVA de Lisboa Faculdade de Ciências e Tecnologia, Caparica, Setúbal, Portugal (4) Centro Interuniversitário de História das Ciências e da Tecnologia, Lisboa, Lisboa, Portugal

This research intends to study four Portuguese batch books dated from the 18th to the 20th century, assigned to different glassmakers and Portuguese factories that laboured during this period. To this end, the selected glass recipes will be examined, reproduced, and characterised. Since these arcana are a set of notebooks from different periods, some are written in 18th-

century Portuguese, others already have chemical formulae written in 19th-century notation. Chemistry is the base of everything, and glass production was not an exception. An example of that is the springiness of particles, from Descartes, which arouse the attention of the polymath, Robert Hooke, years later when he starts to contribute to the study of the phenomenon underlying glass drops quenched into the water – Prince Rupert's drops – that can be considered the early form of tempered glass. The end of the 18th century was marked by several chemical evolutions, which created opportunity for innovation and progress in the 19th-century glass industry. Thanks to the laws of modern chemistry, such as the principle of conservation of matter put forward by Lavoisier – all ingredients began to be systematically weighted prior to be put in the crucible, the same applying to the products obtained at the end – glassmakers increased their awareness and control over raw materials and, which greatly improved glass production. This craft which up to now had been based on a purely empirical approach, produced sodium carbonate or sodium ashes, for example, by calcinating different raw materials and controlling the purity and the content of sodium carbonate, normally through the smell and the taste of the final substance. The main goals of this research are to continue the study of Portuguese glass production from the 18th to the 20th century, by considering the development of chemical and physical knowledge, which was incorporated in glassmaking with the aim of clarifying the methodology for historical glass reproductions, and assist in the attribution of authorship of some historical objects kept in Portuguese museums.

PAPER 3804496

Pigments: Poster children of technical art history

Mary Virginia Orna, *maryvirginiaorna@gmail.com*. ChemSource, Inc., Mount Vernon, New York, United States

Edward Waldo Forbes (1873-1969), Director of the Fogg Art Museum at Harvard University from 1909 to 1944, adamantly maintained that art and science are so firmly linked that a work of art cannot be understood without also understanding the materials from which it is made. With that statement, Forbes brought into being a new discipline: technical art history. Its practice is now firmly established in the world's major museums of art where chemists, physicists, art conservators and other scientists work side by side at the never-ending task of preserving and enhancing their collections. This paper will describe how selected pigments and pigment classes exemplify and indeed, in some cases, owe their very existence to the practice of technical art history.

PAPER 3822146

Bluer than blue: Defining Pliny's Egyptian blues

Hilary Becker¹, hbecker@binghamton.edu, **Gregory D. Smith**². (1) Middle Eastern and Ancient Mediterranean Studies, Binghamton University, Binghamton, New York, United States (2) Conservation Science, Indianapolis Museum of Art at Newfields, Indianapolis, Indiana, United States

An ancient Roman wall painting with a blue sky tells little of the range of colorant choices from which a Roman artist potentially could have chosen. Gradients of Egyptian blue were available in a good commercial market. This range is made clear by two sources, Pliny the Elder's *Natural History* (late 1st c. A.D.) and Diocletian's *Maximum Edict of Prices* (301 A.D.), both of which indicated that there more than one kind of Egyptian blue existed, each at a different price point. This study seeks to define the four Egyptian blues discussed by Pliny, exploring in particular what feature(s) might have differentiated the most expensive variety, known as Vestorian blue, from the other Egyptian blues. A tripartite study will be undertaken to explore the differences in Roman Egyptian blues. First, there will be a careful exploration of Pliny the Elder's text. Then, the scientific analysis of archaeological examples of raw Egyptian blue will be surveyed in order to explore what variables in manufacturing techniques or ingredients could set these blues apart. Finally, the information gleaned from the literary and archaeochemical study will then be tested by manufacturing modern examples of Egyptian blue. These manufactured samples will be evaluated for their suitability for painting and measured archaeometrically in order to understand their properties. Such a study will make it possible to better understand the knowledge of materials that Egyptian blue artisans had in mind when making materials.

PAPER 3827106

Analysis of organic dyes on historical textiles in a museum setting by liquid chromatography with detection by diode array and mass spectrometry (LC-DAD-MS).

Victor J. Chen, vchen@discovernewfields.org, **Gregory D. Smith**. Conservation Science Lab, Indianapolis Museum of Art at Newfields, Indianapolis, Indiana, United States

Understanding the chemical composition of artwork can provide objective information on its authorship, date and location of creation. Textile dyes are organic compounds most amenable to analysis by LC-DAD-MS. This paper reviews published data and the significance of the findings from three woven objects studied at our museum in the past several years to highlight the interface of art and science. Firstly, a man's coat from Uzbekistan thought to be from early 19th century was studied. LC-DAD-MS analysis showed that dyes extracted from fourteen samples were all synthetic, with the most recent being Direct Red 23 first reported in 1900. Thus, this Uzbek coat was a product of the early 20th century. Furthermore, the distribution of colored analogs revealed the crude methods used to prepare some of the dyes. Secondly, the blue color on a Japanese *yukata* from 1950s was found to be 5,5'-dibromoindigo (5,5'-DBI). Since antiquity blue textiles were dyed by indigo that was prepared from a plant source until it was replaced commercially by the synthetic version in 1897. In the 1920s Dow Chemical Company was known to have prepared and marketed 5,5'-DBI. However, to date, our report was the first identification of 5,5'-DBI on a textile. The exact circumstance of its use on the

yukata is still being investigated. Finally, three yarns from an Iranian carpet fragment first thought to be from the 15th century, was found to contain Metanil yellow, indigo, and Congo red, the latter of which appeared after 1884. Additional two unknown Congo red analogs have been identified by MS, NMR and independent synthesis as products of its reaction with formaldehyde, a common environmental volatile organic chemical. Thus, aside from rectifying its date of creation, the data suggest that following its creation, the textile could have been exposed to pollution.

PAPER 3811125

Investigating carbon-based black pigments with a nonlinear microscopy technique

Heidi Kastenholz¹, *kastenholzheidi@gmail.com*, **Michael Topper**¹, **David Grass**¹, **Martin C. Fischer**^{1,2}, **Warren S. Warren**^{1,2,3}. (1) Department of Chemistry, Duke University, Durham, North Carolina, United States (2) Department of Physics, Duke University, Durham, North Carolina, United States (3) Department of Biomedical Engineering, Duke University, Durham, North Carolina, United States

Carbon-based black pigments are among the oldest and most widely used pigments in all forms of art and can be produced from a variety of materials. Studies of these pigments with linear spectroscopic techniques reveal little about their photophysics and cannot differentiate the pigments. Pump-probe microscopy uses nonlinear interactions of two, tunable wavelengths with the sample to provide molecular specificity. Interrogating the time delay of the two wavelengths can reveal lifetime information of excited-state populations providing an additional level of contrast. Focusing on Bone Black, while also looking at Lamp Black, Charcoal, and Graphite, we generate false color images of our regions of interest with pump-probe microscopy. Through these images, we spatially separate different carbon-based black pigments from one another when they are mixed, as well as carbon-based black pigments from colored pigments, such as vermilion and ultramarine blue. Through pump-probe microscopy, we aim to understand the photophysics of carbon-based black pigments and to apply our knowledge to understand how these materials were manufactured to give context to artworks where they are present.

PAPER 3821425

Winsor & Newton's 19th-century manufacturing processes: How science unveils the artists' colorman choices

Vanessa Otero^{1,2,3}, *van_otero@fct.unl.pt*, **Tiago Veiga**¹, **Marcia Vilarigues**^{1,3}, **Maria J. Melo**^{1,2}. (1) Department of Conservation and Restoration, Universidade NOVA de Lisboa Faculdade de Ciencias e Tecnologia, Caparica, Setúbal, Portugal (2) Rede de Quimica e Tecnologia Laboratorio Associado para a Quimica Verde, Caparica, Setúbal, Portugal (3) Unidade de Investigacao Vidro e Ceramica para as Artes, Caparica, Setúbal, Portugal

Winsor & Newton (W&N) was a leading 19th-century artists' materials manufacturer that supplied influential artists worldwide. The company was founded in 1832 by William Winsor (1804-1865), a color chemist and artist, and Henry Charles Newton (1805-1882), a professional

artist. Both were truly committed to developing and improving the quality of their products. During the 19th century, W&N made several artists' materials available, including those considered more prone to degradation, such as the yellow chromate-based pigments and the red anthraquinone lake pigments. Unfortunately, the artworks by Vincent Van Gogh (1853-1890) show the damaging impact of these pigments' color alteration. However, they can be found in pristine condition in the artworks by Amadeo de Souza-Cardoso (1887-1918), one of the most important Portuguese Modern painters and a prominent figure of the Armory Show in 1913. Amadeo was a known user of W&N art materials. The W&N 19th century archive is a unique primary documentary source covering handwritten formulation instructions and workshop notes for their artists' materials. It is available as a database comprising digitalized page-images of 85 manuscript books (corresponding to 16.648 page-images) and 47 W&N 19th-century trade and retail catalogues. Research in the W&N 19th century archive database allows reproducing their manufacturing processes with as much historical accuracy as possible, giving insight into their manufacturing steps and conditions, such as the starting reagents, pH of precipitation, additives, etc. In a time when the concept of pH did not exist, it is very interesting to verify how it was controlled throughout the manufacturing processes. Furthermore, it enables the preparation of pigment references, which is crucial to optimize the multi-analytical apparatus used to characterize them in historical objects. W&N's formulations for yellow chromate and red anthraquinone lake pigments have been analytically detected in samples from Amadeo's materials and oil paintings. This presentation will discuss the 19th-century artists' colourmen choices and how they affect the stability of historical paints. This new knowledge advances our understanding of historical materials and their chemical analysis, contributing to contemporary conservation and authentication strategies.


PAPER 3805280

Technical art history and the chromatic history of Portuguese *azulejos*: The case of yellow

Umberto Veronesi^{1,2}, umberto.veronesi.13@ucl.ac.uk, **Susana Coentro**^{1,2}, **Mario Bandiera**^{1,2}, **Marcia Vilarigues**^{1,2}, **Andreia Ruivo**^{1,2}, **Marta Manso**^{1,3}. (1) Unidade de Investigacao Vidro e Ceramica para as Artes, Caparica, Setúbal, Portugal (2) Department of Conservation and Restoration (DCR), NOVA School of Science and Technology, Universidade NOVA de Lisboa Faculdade de Ciencias e Tecnologia, Caparica, Setúbal, Portugal (3) NOVA School of Science and Technology, Laboratory for Instrumentation, Biomedical Engineering and Radiation Physics, Lisbon, Portugal

The chromatic palette of Portuguese *azulejos* expanded dramatically during the 17th century, with colours ranging from blue and white to different shades of green and yellow, through to orange, purple and brown. Despite the enormous importance of *azulejos* in the history of Portuguese art, we have no primary sources on how to prepare the colours and glaze the tiles. This paper presents data from an ongoing research project that investigates the chromatic history of Portuguese *azulejos* through their colour chemistry. We started with yellow, a very versatile but technically challenging colour to achieve. We know that Naples yellow (lead antimonate) was employed as the pigment of choice, but questions still remain as to how exactly it was manufactured and what recipes were followed to achieve the many shades of yellow that we can see on artwork. To answer these questions, we first replicated a number of Naples yellows according to recipes from well-known Italian Renaissance treatises. The

resulting colours span from pale yellow to dark orange and confirm that small adjustments to the recipe provided artists with an extensive palette, accommodating their chromatic needs. Then, we painted our experimental pigments on test tiles, over a white background, to assess the influence that the glazing process had on the colour. All our experiments were analysed for their chemical, molecular and chromatic profile. Finally, by comparing and contrasting our data with data obtained from historical *azulejos*, we selected three Naples yellow recipes as the most representative of the Portuguese tradition. We argue how the combination of scientific analyses and experimental replications offers key insights on artistic practices and technological choices, filling the gap left by the absence of textual evidence. Our results reaffirm the importance of technical art history as a cross-disciplinary approach to the study and preservation of cultural heritage.



PAPER 3826891

Teaching at the crossroads of chemistry and art: Using interdisciplinary activities to increase student engagement in a non-majors course on the chemistry of art

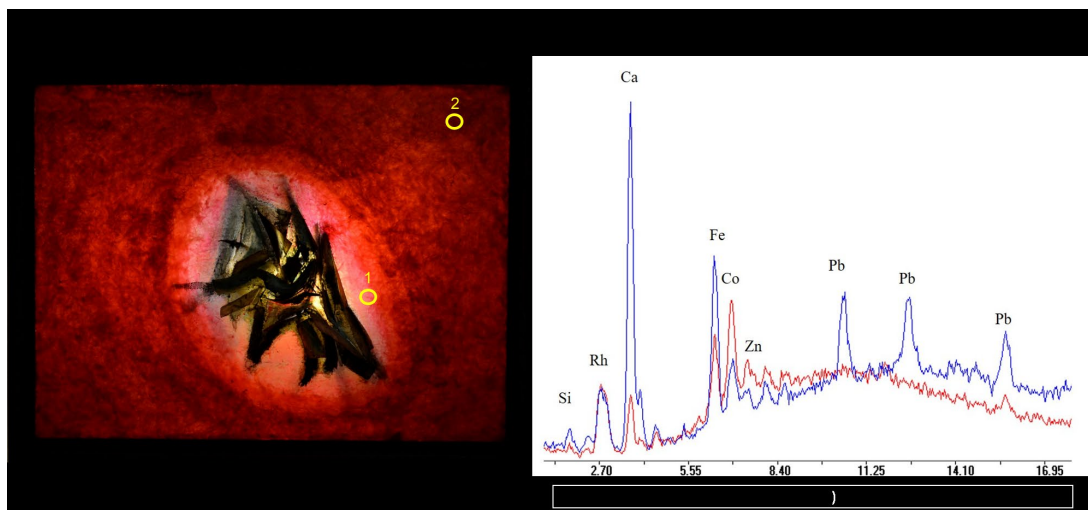
Sara E. Hubbard, hubbards@obu.edu. Department of Chemistry, Ouachita Baptist University, Arkadelphia, Arkansas, United States

Scientific Connections: Chemistry of Art was introduced in the Spring of 2015 at Ouachita Baptist University (OBU), a private liberal arts undergraduate institution with approximately 1700 students. The new course was developed as part of the university-wide renovation of the CORE curriculum. Chemistry of Art has been offered for several semesters at OBU, allowing for the evaluation and improvement of the course's ability to meet student-learning outcomes. Increased discussions of history, case studies, hands-on laboratories, and student projects all work together to make this interdisciplinary class a memorable experience for the students and the instructor. Colleagues from several disciplines across campus have joined us in the class and lab, sharing their expertise and excitement for that day's topic. A favorite project allows students to research and present on several methods utilized in technical art history, discussing strengths and weaknesses of each technique. This project and others will be included in the presentation. Much of the material in this course was developed as a result of attending workshops offered by the NSF-sponsored Chemistry Collaborations, Workshops & Communities of Scholars (cCWCS) and by continued conversations with members of the community. The author thanks cCWCS for helping to make this course possible.

Unraveling the creative process of an artist through a non-invasive multianalytical study

*Eleonora Del Federico*¹, *EDELFEDE@PRATT.EDU*, *Alissa Yong*², *Alexej Jerschow*², *Lisa Banner*¹, *Renato Miracco*³. (1) Pratt Institute, Brooklyn, New York, United States (2) Department of Chemistry, New York University, New York, New York, United States (3) The Phillips Collection, Washington, District of Columbia, United States

This work involves a non-invasive multianalytical study of ten paintings and two fiberglass polyester resin sculptures by artist Licio Isolani (1931-2015) with the objective of investigating the usage and evolution of the artist's materials over time, thus gaining insight into his creative process. X-Ray Fluorescence (XRF), Macro X-ray Fluorescence (MA-XRF), External Reflectance Fourier Transformed Infrared Spectroscopy (FTIR), Raman Spectroscopy and Nuclear Magnetic Resonance (NMR) were performed in-situ. The results reveal that the artist's early palette (1957-1962) involved the use of ground metals (Cu, Al, Zn, Pb and Au) on mixtures of acrylic and alkyd coatings applied either to canvas or on Aluminum-gilded linoleum surfaces. The presence of traditional pigments (eg. red lead, lead white, Prussian blue and ultramarine) along with modern organic ones was also identified by portable XRF, FTIR and Raman spectroscopies. In addition, the unusual find of high amounts of Chlorine by XRF in most of his Aluminum-gilded paintings suggests the possible use of chlorinated rubber resin often found in outdoor concrete paint or used as an anticorrosive agent. Two of Isolani's fiberglass polyester resin sculptures were also studied. The results show that the artist intentionally obtained translucency vs opacity effects on the sculptures by "color-matching" red lead and red organic dyes. Areas of high opacity also show the presence high-density fiberglass suggested by the high intensity of Silicon and Calcium in the XRF analysis, whereas transparent areas are mainly composed of red-dyed polyester resin. This preliminary non-invasive study shows the complexity and uniqueness of Isolani's techniques and his experimentation with "new materials" juxtaposed with "traditional" ones in both his paintings and sculptures.



Left: Untitled fiberglass polyester resin sculpture by Isolani illuminated from behind, displaying two areas (1) and (2) analyzed by portable XRF. Right :Overlaid XRF spectra of areas (1) in red and (2) in blue showing the presence of Pb on the highly opaque area (2).

PAPER 3826441

Paper and papermaking: Expansion of the chemical technology from China to worldwide use in the modern era

Kristine L. Konkol, *kristine.konkol@asurams.edu*. Department of Natural Sciences, Albany State University, Albany, Georgia, United States

Paper is the last and most recent of the writing materials in which words and knowledge have been recorded on prior to the digital age. Preceded by writing materials such as clay tablets, papyrus, and parchment, paper was first developed in China in the ~3rd century CE. It thereafter proliferated across the globe as knowledge of this material and the process by which it was manufactured expanded. Paper eventually achieved worldwide domination and usage, which partially coincided with the development of the printing press in the 15th century CE. The chemistry behind the process of paper and papermaking will be explored, in particular the differences between the early artisanal crafting and the later industrial-scale manufacturing. Additionally, the techniques, uses, and impacts of paper will be examined, both in terms of time period and geographical location. Finally, the implications of how the expansion of paper has positively affected the development of chemistry will be discussed.

PAPER 3827712

Science communication: Wit and humor have a dramatic impact

Mukund Chorghade, *chorghade@gmail.com*. Department of Chemistry, THINQ Pharma, Hillsborough, NJ, New Jersey, United States

Informing and inspiring the public about scientific knowledge is an Art and Science that is more easily exemplified and epitomized than it is articulated and summarized. Wit and humor outlining the salient features of a science is pivotal in preventing misinformation and truly informing the public. Fun examples will be presented wherein outstanding scientists made lasting contributions to the public discourse through endearing wit, humorous commentary and precision in communications.

PAPER 3828003

Milestones in the history of colorimetry

Nicolay V. Tsarevsky, *nvt@smu.edu*. Department of Chemistry, Southern Methodist University, Dallas, Texas, United States

The dependence of color intensity upon colorant concentration in solutions had likely been observed before the exact law was expressed mathematically. In his book *“Essai d’Optique, sur la Gradation de la Lumiere”* (published in 1729), Pierre Bouguer (1698-1758), wrote that the transmission of light was related to the thickness of the absorbing medium. Several decades later, Johann Heinrich Lambert (1728-1777) in his work titled *“Photometria, sive de Mensura et Gradibus Luminis, Colorum et Umbrae”* (published in 1760) made the more quantitative statement that the intensity of light that passes through m identical light-absorbing layers, each of which decreases the original intensity from I to I/n , equals I/n^m . Equally importantly, it was noted that “the amount of captured light increases with the number of particles within a given volume”. Almost a century later, in 1852, August Beer (1825-1863) showed that concentration has a similar effect on the intensity of transmitted and absorbed light as layer thickness. One of the very first semi-quantitative colorimetric determinations of concentration was reported by George Biggin in 1799, who showed that the amount of “tanning principle” and gallic acid in tree bark can be found by estimating the “density” of color produced in a reaction with iron sulfate. The first apparatus allowing for the determination of color intensity, the “complementary colorimeter”, was devised by Mueller in 1853. In 1870, Louis Jules Duboscq (1817-1886) constructed a colorimeter, which allowed for measurement of color density by comparison with a solution of known concentration. The most important early colorimetric studies as well as some of the color reactions employed for measurement of concentration will be described in detail.

PAPER 3828165

Legendary rivalry between Sir Christopher Ingold and Sir Robert Robinson

Mihaela C. Stefan, *mci071000@utdallas.edu*, **Michael C. Biewer**. Department of Chemistry and Biochemistry, University of Texas at Dallas, Richardson, Texas, United States

Sir Christopher Ingold’s contribution to organic chemistry appears in every organic chemistry textbook. Ingold described the two types of nucleophilic substitution (SN1 and SN2) for the first time. During and after World War II, Ingold’s contribution to organic chemistry started to be recognized. He published “Structure and Mechanism in Organic Chemistry” book in 1953. Following the publication of this important organic chemistry book, he received a few medals, awards, and honorary degrees. He was knighted in 1958. The Cahn Ingold Prelog (CIP) method was published in 1956, and it is still used in organic chemistry to name the stereoisomers of a molecule. Sir Christopher Ingold became a fierce rival to the famous organic chemist Sir Robert Robinson. In this presentation, I will discuss the papers relevant to the rivalry between Sir Christopher Ingold and Sir Robert Robinson.

PAPER 3822951

Carl Schorlemmer: Co-founder of organic chemistry and contributor to the history of chemistry

Christine Hahn, *christhahn@gmx.net*. Department of Chemistry, Texas A&M University-Kingsville, Kingsville, Texas, United States

Carl Schorlemmer was a chemist of the 19th century, who was influenced by Robert Wilhelm Bunsen in Heidelberg and Heinrich Will in Gießen. These two teachers combine the lineages of inorganic and organic chemistry (Leopold Gmelin and Justus von Liebig). While the field of inorganic chemistry was an established field, organic chemistry was in its infancies at beginning of the 19th century. Carl Schorlemmer's contributions to organic chemistry were significant comprising the studies of paraffines, the halogenation of hydrocarbons, the conversion into alcohols, and the discovery of new isomers of hydrocarbons. As professor of organic chemistry at Manchester he published 1874 "A manual of the Chemistry of the Carbon Compounds" as one of the first modern textbooks of organic chemistry. Together with Henry Enfield Roscoe he published more volumes of important textbooks of chemistry. Another area of Schorlemmer's interest was the history of chemistry as academic field influenced by Hermann Kopp at Gießen. His book "The Rise and Development of the Organic Chemistry" is his most important contribution. As a close friend of Karl Marx and Friedrich Engels Carl Schorlemmer was a very celebrated chemist in the former German Democratic Republic. The Technical University Leuna-Merseburg for Chemistry, which was located near the Leuna Werke, the largest chemical industrial complex in East Germany for manufacture of petroleum refinery products, was awarded in 1964 the name "Carl Schorlemmer" on occasion of the 10th anniversary of its establishment.

PAPER 3825141

Chemistry lectures (ca 1785-7) by the Reverend William Broadbent: A manuscript in shorthand

Arthur Greenberg, *art.greenberg@unh.edu*. Department of Chemistry, University of New Hampshire, Durham, New Hampshire, United States

Reverend William Broadbent taught natural philosophy, including chemistry, at Daventry Academy, during the period 1784-1791. Joseph Priestley had received his education at Daventry Academy some twenty years earlier. Shorthand was occasionally employed by students in note taking. It is not clear whether teachers employed this technique as well in their own lecture notes. At least one student notebook in shorthand, containing eleven lectures dated 1788, has been documented. The present notebook consists of twenty lectures in shorthand and includes a folding table of chemical affinities and a diagram of thermometers. Whole words include "phlogiston", "Priestley", "Watt", "Black", "Watson", and "Bergman" among others. This presentation will include brief biographical background of Reverend Broadbent and some discussion of dissenting academies in eighteenth-century England.

PAPER 3818661

Justus von Liebig (1803-1873) and Russia's first organic chemists

David E. Lewis, lewisd@uwec.edu. Department of Chemistry and Biochemistry, University of Wisconsin-Eau Claire, Eau Claire, Wisconsin, United States

2023 is the sesquicentennial of the death of Justus von Liebig, a pioneer in the practical education of organic chemists. His Giessen laboratory became a model for western Europe and his seminal 1832 paper on the benzoyl radical with his friend and colleague, Friedrich Wöhler (1800-1882) reported the first really systematic study of organic compounds. Liebig's influence on the development of organic chemistry in the west is well known, but over the course of 20 years he was also instrumental in the education of students who became leaders of chemistry in Russia. With the move towards Russification of chemistry in Russia, it became essential for the empire to develop a cadre of well-educated Russians who could be appointed to the professoriate, and this necessitated sending Russian students to western Europe to attend lectures by the most eminent chemists of the time. Liebig became one of these mentors, but it was not as simple as one might assume. The first Russian student to study at Giessen was Aleksandr Abramovich Voskresenskii (1809-1880), who became the "grandfather of Russian organic Chemistry," but it took Liebig's personal intervention for him to be permitted to remain in Giessen, considered a "dangerously free-thinking" university; for his entire time there, Voskresenskii was under the surveillance of the Tsar's secret police. Two years later, Nikolai Nikolaevich Zinin (1812-1880) from Kazan, entered Liebig's laboratory, where he became part of the group involved in the benzoyl study. In 1851, Nikolai Nikolaevich Sokolov (1826-1877), later Professor of Chemistry at St. Petersburg, studied with Liebig, and in 1855, Friedrich Konrad Beilstein (Fyodor Fyodorovich Beil'shein, 1838-1906) spent time in the Giessen laboratory, the last of the important Russian organic chemists to do so. Liebig's effect on the early development of Russian organic chemistry will be discussed.

PAPER 3818771

Sergiy Mikolayovich Reformatskii (Sergei Nikolaevich Reformatskii, 1860-1934): A founding father of Ukrainian organic chemistry

David E. Lewis, lewisd@uwec.edu. Department of Chemistry and Biochemistry, University of Wisconsin-Eau Claire, Eau Claire, Wisconsin, United States

In 1834, the St. Vladimir Imperial University of Kiev was decreed by Tsar Nicholas I. The university has been the Taras Shevchenko University, since 1939, after Ukrainian national poet Taras Shevchenko, who had been employed by the university between 1845 and 1846, since 1939 and is now known officially as the Taras Shevchenko National University of Kyiv, and less formally as Kyiv University or Shevchenko University. The Russian invasion has had major effects on the university, which continues its activities despite the difficulties. Sergei Nikolaevich Reformatskii (Ukrainian: Sergiy Mikolayovich Reformats'kiy) was the second son of Nikolai Aleksandrovich Reformatskii, a Russian Orthodox Priest, and he received his early education at the Kostroma Theological Seminary. Following his graduation, he entered Kazan University in

1878, where he came under the influence of Aleksandr Mikhailovich Zaitsev (1841-1910). Here he began the work with organozinc nucleophiles that characterized his entire career. He graduated with the degree of *kandidat* in 1882, and he traveled to western Europe, where he worked with Viktor Meyer and Wilhelm Ostwald. On his return to Kazan, he began research for the degree of *Magistr Khimii*; he defended his dissertation, *Saturated polyhydric alcohols*, in 1889. The same year, he accepted the call to the Chair of Chemistry at St. Vladimir University. He remained here the rest of his life. Reformatskii is now remembered for his eponymous reaction (the one reaction of organozinc nucleophiles that was not superseded by the Grignard reaction). Reformatskii's life and career will be addressed.

PAPER 3822923

Betty Wood: Scientist and educator at Bell Labs and beyond

Margaret E. Schott, *m-schott@northwestern.edu*. Department of Chemistry, Northwestern University, Evanston, Illinois, United States

Elizabeth (Betty) Armstrong Wood (1912–2006) was an American geologist, mineralogist, physical chemist, crystallographer, author and association-organizer with a lifelong passion for education. Her knowledge of quartz crystals during WWII landed her a job at Bell Telephone Laboratories, Murray Hill, NJ in 1943. But not just any job: she was the first female scientist hired as a Member of the Technical Staff (MTS). During a 24-year career she collaborated on projects such as the characterization of quartz plates for use in communication devices and the X-ray crystallographic analysis of newly fabricated semiconductor and superconducting materials. An AT&T historical account notes that Betty's scientific advice was constantly sought by Bell Labs experts and that her work "helped to develop an understanding of the relationship between physical properties and crystal structure and made possible the synthesis of many new substances with predictable properties." During the post-Sputnik era she was an outspoken advocate of science and engineering education for women, giving talks with titles like "Why Shouldn't I Be a Scientist?" and "The Other Half of Scientific Manpower." Following her retirement in 1967, Betty participated in national efforts to revamp physical science textbooks, presented talks on rocks, minerals and iris hybridization, and founded an award for excellence in science writing. She also penned a travel book called "Science from Your Airplane Window."

PAPER 3827411

Alfred Bernhard Nobel: The man, prizes and the element

Keith KostECKA, *kkostECKA@colum.edu*. Department of Science and Mathematics, Columbia College Chicago, Chicago, Illinois, United States

Alfred Bernhard Nobel was a Swedish chemist who had a storied career beginning in study with Zinin and then Sobrero. This led Nobel to become interested in finding a way to control and use nitroglycerin as an explosive. After study with Ericsson, and time in Russia, he returned home to study explosives. This led to the eventual invention of dynamite in 1867 and later invention of gelignite and ballistite. In an effort to leave a better legacy, Nobel established five prizes utilizing

94% of his wealth in 1895. These prizes were: physical science, chemistry; medical science or physiology; literary work and the cause of international fraternity. Room was left open for interpretation on these prizes. The discovery, characteristics, preparation and purification of element 102 are quite interesting. The debate over naming of this element is also a fascinating matter to discuss.

PAPER 3816607

Why did Linus Pauling publish only one paper on the theory of strong electrolytes?

Jan J. Spitzer^{1,2}, *DrJSpitzer@outlook.com*. (1) Independent Research, Charlotte, North Carolina, United States (2) Retired, BASF Dispersions and Pigments, Charlotte, North Carolina, United States

With apologies to the professional historians of chemistry, I recount the following incident. In 1981, I received a curious letter from Linus Pauling, asking my opinion about his work on the Debye-Hückel theory of screened electrostatic forces in strong electrolytes. He worked on the theory when he was a graduate student at California Institute of Technology in 1922-1925. He asked about "corrections" to the Poisson-Boltzmann equation, and I replied that I did not know. He discussed the corrections with his professors and Peter Debye, but neither were enthusiastic and dissuaded him from publishing. Peter Debye suggested they work on a simpler problem, and they published a "little paper" in 1925, the reprint of which Pauling included with his letter. Naturally, his letter was highly motivating and has sustained my interest in screened electrostatic interactions for a long time. Still, it has always seemed odd that Pauling, when he was 80 years old, would write to a young Ph.D. about an "old matter" from the early 1920s, especially as he was rather vague about his "corrections." Thanks to Google and the internet, I have now found Pauling's interview with John L. Heilbron, which was recorded in 1964. By that time, Pauling did recognize that his professors were right in their judgement not to publish.

PAPER 3816328

Is there a place for the periodic table as chemistry embraces multi-disciplinary science and quantum field theory?

John O. Roberts, *johnroberts048@gmail.com*. Former Summer School, Open University UK, Milton Keynes, Buckingham, United Kingdom

The periodic table is inverted to accommodate physical spatial variation of electrons in elements within condensed matter. This Roberts-Janet Nuclear Periodic Table extends to plasma, nucleosynthesis, particle physics and cosmology where the electric field is repulsive. The relation $2n^2 = n(n+1)$ Periodicity + $n(n-1)$ Compactness observed by De Broglie and $U(1) \times SU(2) \times SU(3)$ group symmetry has resulted in the Quantum Mechanical Table which has a one-to-one mapping with the Roberts-Janet Table. This convergence implies; repeated periods within the Periodic Table; a metallic state of helium; the production of more energy states as spatial variation decreases; identical independent magic numbers of neutrons and protons; Wilczek's asymptotic freedoms; the extinction of radioactivity as white dwarfs collapse to

neutron stars and black holes and its return via collisions between black holes and neutron stars with a re-cycling of heavy elements of an almost infinite atomic number as matter decays to elements familiar to the Periodic Table. Two cycles appear within the Roberts-Janet Table where the Second Law of Thermodynamics and Information Dynamics clash as entropy increases and decreases locally. Abiogenesis and Leptogenesis appear separately within different cycles. Mass number becomes an empirical property caused by the production of elements within every supernova with unique values for isotopic ratios - Mendeleev's original dilemma. This results in numerous Periodic Tables if mass number is included.

PAPER 3816189

Adeline De Sale Link (1892-1943): Chemist, communicator, and chemistry manual author

William Palmer, *bill_palmer15@hotmail.com*. STEM, Curtin University, Perth, Western Australia, Australia

Adeline-Mae De Sale was born on 4th January 1892 in Omaha, Nebraska. Her father was Oliver J De Sale, and her mother was Mae (Manton) De Sale. She attended St. Louis Central High School, Omaha graduating in 1909. Her tertiary education was at Vassar College, Poughkeepsie, New York, and there she obtained her BA with a record high grade point average in 1914. She then studied for her doctorate at the University of Chicago obtaining her PhD in 1917. In 1917, she obtained a position as an instructor in chemistry at Lawrence College, Wisconsin and she was promoted to Associate Professor. She married George K. K. Link who was a plant pathologist at the University of Chicago in 1918. She obtained a position as an Assistant Professor in the Department of Chemistry at the University of Chicago as well as working as an advisor. In the Chemistry Department, she was joint author with Professor H.I. Schlesinger of a laboratory manual of general chemistry which accompanied Professor Schlesinger's chemistry textbook. She did research with her husband (George K. K. Link) on botanical problems that included tobacco and potato mosaic diseases where her chemical expertise was most useful. She was well known for her leadership role in the American Association of University Women (AAUW). She communicated her love of chemistry by taking part in a radio show called 'Quiz Kids' on a regular basis. Adeline Mae De Sale Link died on 20th November 1943 when only 51 years old as a result of a cerebral haemorrhage. Professor Schlesinger said at her funeral that 'Professor Link was one of the outstanding women chemists of America and contributed much to the science of chemistry.'

PAPER 3802066

Barry Shapiro's NMR newsletters from 1958 to 2001: The story of NMR in 516 volumes

Clemens Anklin, *clemens@anklin.com*. Bruker BioSpin Corp, Billerica, Massachusetts, United States

Barry Shapiro published the NMR newsletters from 1958 to 2001. They started as the MELLONMR Newsletter turned into the IIT NMR Newsletter and for the longest period were known as the TAMU NMR Newsletters before ending their run as simply the NMR Newsletters

after Barry's retirement. These Newsletters lived from the contributions of the subscribers. Each subscriber was required to submit a contribution at regular intervals. They consisted of important methodological developments, interesting applications, whimsical NMR stories and more. Many of the major names in the field provided regular contributions. Overall this collection is a history of NMR in the form of personal communications. I took it upon me to digitize the issues that were at my disposal and that were sent to me by others. The collection is currently complete from 1969 to 2001. I hope to be able add the remaining older issues soon. The collection can be found at: <https://ismar-society.net/barry-shapiros-nmr-newsletters/>. The newsletters only existed in paper form and many collection have been forever lost in numerous purges of personal libraries.

